

CITY of ALBUQUERQUE

TWENTY SIXTH COUNCIL

COUNCIL BILL NO. R-25-217 ENACTMENT NO. _____

SPONSORED BY: Renée Grout, by request

1 RESOLUTION

2 ESTABLISHING PRIORITIES FOR THE 2027 CAPITAL IMPROVEMENTS PLAN;
3 DEFINING THE CRITERIA TO BE USED IN RATING PROJECT PROPOSALS;
4 ASSIGNING WEIGHTS TO THE CRITERIA; ALLOCATING AMOUNTS FOR
5 DIFFERENT PURPOSES WITHIN THE 2027 GENERAL OBLIGATION BOND
6 PROGRAM.

7 WHEREAS, Chapter 2, Article 12, R.O.A. 1994, the capital improvements
8 ordinance, requires the preparation and submittal to Council of a ten-year plan
9 for capital expenditures; and

10 WHEREAS, it is necessary that government prioritize capital funding for
11 public safety and basic infrastructure; and

12 WHEREAS, the ten-year plan's proposed projects must be ranked through
13 a priority setting system; and

14 WHEREAS, the review and ranking process provides the City Council and
15 the Administration the opportunity for a biennial review of capital needs
16 throughout the City of Albuquerque; and

17 WHEREAS, the City of Albuquerque has adopted 5-Year Goals and 1-Year
18 Objectives, which are incorporated in the priority setting system; and

19 WHEREAS, the City of Albuquerque has adopted the
20 "Albuquerque/Bernalillo County Comprehensive Plan"; and

21 WHEREAS, the City of Albuquerque has adopted various measures related
22 to growth policy; and

23 WHEREAS, the City Council may provide policy direction through the
24 development of criteria to be used in ranking and selecting projects for
25 proposal to Council.

[+Bracketed/Underscored Material+] - New
[-Bracketed/Strikethrough Material-] - Deletion

1 BE IT RESOLVED BY THE COUNCIL, THE GOVERNING BODY OF THE CITY OF
2 ALBUQUERQUE, THAT:

3 Section 1. Policy Statement regarding the 2027 General Obligation Bond
4 Program: Consistent with the CIP ordinance, it is always the policy of the City
5 of Albuquerque that the capital program supports the Albuquerque/Bernalillo
6 County Comprehensive Plan and adopted growth policies. For the two-year
7 2027 general obligation bond program, it shall be the policy of the City of
8 Albuquerque to emphasize infrastructure and facility improvements that
9 support the rehabilitation, deficiency correction and/or development of
10 designated activity centers or corridors and to support projects that
11 contribute to economic development within these areas. All City User
12 agencies shall review their 2027-2036 Decade Plan for capital improvements
13 and give priority to projects that support the implementation of policy outlined
14 in Council Bill R-16-108 (Enactment No. R-2017-026) regarding Centers and
15 Corridors.

16 Section 2. It shall be the policy of the City of Albuquerque that a goal of
17 approximately 90 percent of the 2027 General Obligation Bond Program and
18 Decade Plan shall be for rehabilitation and deficiency correction of existing
19 facilities and systems. Of the 90%, a goal of 55% should be dedicated to
20 rehabilitation. Rehabilitation shall be defined as shown in Section 6B below.

21 Section 3. It shall be the priority of the City of Albuquerque in the 2027
22 General Obligation Bond Program to fund programs and projects in socially
23 vulnerable areas as identified by the Office of Equity and Inclusion and/or
24 geographically inequitable areas as indicated in Council Bill F/S R-20-85
25 (Enactment No. R-2021-007) regarding equity criterion.

26 Section 4. The criteria attached hereto are derived from the legislation and
27 policy cited in this resolution and shall be incorporated by reference in this
28 resolution and used by city departments to determine which projects to
29 propose for funding. The criteria shall be used by the Mayor to evaluate and
30 select projects for submittal to the City Council in the 2027 General Obligation
31 Bond Program and Decade Plan for capital improvements.

32 Section 5. All projects proposed for the 2027 General Obligation Bond
33 Program shall be rated by a staff committee using the criteria attached hereto,

1 and hereby incorporated and made part of this resolution. The ratings shall be
2 divided into high, medium and low priority, and no more than 15% of the value
3 of the Mayor's proposed general obligation bond program funds shall be
4 allocated to projects with low priority ratings.

5 Section 6. As part of the Capital Improvement Program planning process,
6 the Administration shall categorize all projects in the Mayor's proposed
7 decade plan as growth, rehabilitation, deficiency, or mandate as defined as
8 follows:

9 A. Growth: New facilities, component additions, or system upgrades
10 that provide service or capacity for new customers (i.e. customers not
11 currently using the system;) or that restore needed reserves previously used
12 to support new users;

13 B. Rehabilitation: Projects that extend the service life of an existing
14 facility or system, or that restore original performance or capacity by
15 rehabilitating or replacing system components;

16 C. Deficiency: Projects that correct inadequate service, provide system
17 backup capability, or minimize downtime or loss of service ability;

18 D. Mandate: Projects that are required by federal, state or local laws
19 and or regulation(s).

20 Section 7. The amount of the 2027 General Obligation Bond Program is
21 estimated to be \$165,000,000.

22 Section 8. The allocation of the \$165,000,000, 2027 General Obligation
23 Bond Program shall be approximately:

24 A. 20% (approximately \$33.75M) to the Streets Divisions, Department of
25 Municipal Development;

26 B. 5% (approximately \$8.25M) to the Hydrology (Storm Drainage)
27 Section, Department of Municipal Development;


28 C. 10% (approximately \$16.5M) to the Parks and Recreation
29 Department;

30 D. 11.5% (approximately \$19M) to the Public Safety Department,
31 including Albuquerque Community Safety, Albuquerque Police Department,
32 Albuquerque Fire Rescue, and the Office of Emergency Management;

33 E. 2% (approximately \$3.25M) to the ABQ Ride/Transit Department;

- 1 F. 7% (approximately \$11.5M) to the Housing, Homelessness, and
2 Health Department;
- 3 G. 27% (approximately \$44.5M) to all other Community Facilities,
4 including the Animal Welfare Department; Arts & Culture Department;
5 Department of Municipal Development (CIP Divisions); Department of Senior
6 Affairs; Metropolitan Redevelopment Agency, Environmental Health
7 Department; General Services Department; Planning Department; Department
8 of Technology & Innovation Services; and the Youth & Family Services
9 Department
- 10 H. 10% (\$15.75M) to the Council-Neighborhood Set-Aside Program,
11 such projects to be identified for inclusion in the general obligation bond
12 program by the district Councilor, subject only to the approval of the full
13 Council. These projects shall further the adopted City policies as expressed
14 in this legislation;
- 15 I. 3% (approximately \$5M) for energy efficient projects;
- 16 J. 3% (approximately \$5M) for Open Space Land Acquisition;
- 17 K. 1.5% (approximately \$2.5M) of each bond purpose for art in public
18 places.

[+Bracketed/Underscored Material+] - New
[-Bracketed/Strikethrough Material-] - Deletion




Mayor Timothy M. Keller

CITY OF ALBUQUERQUE
Albuquerque, New Mexico
Office of the Mayor

INTER-OFFICE MEMORANDUM

November 19, 2025

TO: Brook Bassan, President, City Council

FROM: Timothy M. Keller, Mayor 

SUBJECT: RESOLUTION ESTABLISHING PRIORITIES FOR THE 2027 CAPITAL IMPROVEMENTS PROGRAM

Consistent with the requirements of the CIP ordinance, the attached resolution establishes priorities, policies and criteria for the 2027-2036 capital planning process. The anticipated 2027 general obligation bond capacity is approximately \$165 million.

This resolution explicitly establishes that the planning process will be guided by all adopted growth policies, including the Albuquerque/Bernalillo County Comprehensive Plan, the Growth Policy Framework, Centers and Corridors, and Planned Growth Strategy.

This resolution is forwarded for your consideration and action. Staff will be available to address any questions you may have.


Page 2 of 2
November 19, 2025

SUBJECT: RESOLUTION ESTABLISHING PRIORITIES FOR THE 2027 CAPITAL IMPROVEMENTS PROGRAM

Approved:


Dr. Samantha Sengel Date
Chief Administrative Officer

Approved as to Legal Form:


 DocuSigned by:
Lauren Keefe 12/5/2025 | 3:42 PM MST
Lauren Keefe Date
City Attorney

Recommended:

 DocuSigned by:
Jennifer Turner 11/26/2025 | 7:52 PM MST
Jennifer Turner Date
Director DMD

DS


Recommended:

 DocuSigned by:
Shawn Maden 11/20/2025 | 9:49 AM MST
Shawn Maden Date
CIP Official

Cover Analysis

1. What is it?

Resolution establishing priorities for the 2027 Capital Improvements Plan; defining the criteria to be used in rating project proposals; assigning weights to the criteria; allocating amounts for different purposes within the 2027 General Obligation Bond Program.

2. What will this piece of legislation do?

The legislation will provide the framework for the 2027-2036 Decade Plan and 2027 General Obligation Bond Program.

3. Why is this project needed?

It is required by ordinance.

4. How much will it cost and what is the funding source?

There is no cost associated with this resolution. Costs associated with the 2027 General Obligation Bond Program will be provided with the recommended program of capital improvements.

5. Is there a revenue source associated with this plan? If so, what level of income is projected?

Not Applicable

6. What will happen if the project is not approved?

The capital planning process may not go forward.

7. Is this service already provided by another entity?

No

FISCAL IMPACT ANALYSIS

TITLE: RESOLUTION ESTABLISHING PRIORITIES FOR THE 2027 CAPITAL IMPROVEMENTS PROGRAM

R: O:
FUND:

DEPT:

- ☒ No measurable fiscal impact is anticipated, i.e., no impact on fund balance over and above existing appropriations.
- ☐ (If Applicable) The estimated fiscal impact (defined as impact over and above existing appropriations) of this legislation is as follows:

	2025	Fiscal Years 2026	2027	Total
Base Salary/Wages	-	-	-	-
Fringe Benefits at	-	-	-	-
Subtotal Personnel	-	-	-	-
Operating Expenses		-		-
Property		-	-	-
Indirect Costs	-	-	-	-
Total Expenses	\$ -	\$ -	\$ -	\$ -
<input checked="" type="checkbox"/> Estimated revenues not affected				
<input type="checkbox"/> Estimated revenue impact				
Revenue from program				0
Amount of Grant		-	-	
City Cash Match				
City Inkind Match				
City IDOH	-	-	-	-
Total Revenue	\$ -	\$ -	\$ -	\$ -

These estimates do not include any adjustment for inflation.
* Range if not easily quantifiable.

Number of Positions created

COMMENTS:

COMMENTS ON NON-MONETARY IMPACTS TO COMMUNITY/CITY GOVERNMENT:

The 2027 General Obligation Bond Program will enhance public infrastructure, improve quality of life, and support long-term community and economic development. By addressing critical needs in areas like public safety, parks and recreation, health, housing and homelessness without impacting the general fund, it ensures fiscal sustainability while advancing city priorities.

PREPARED BY:

DocuSigned by:
Christina Owens 11/26/2025 | 7:20 PM MST
FISCAL ANALYST

APPROVED:

DocuSigned by:
Jennifer Turner 12/5/2025 | 7:52 PM MST
DIRECTOR

REVIEWED BY:

DocuSigned by:
Kevin E. Noel 12/5/2025 | 9:30 AM MST
EXECUTIVE BUDGET ANALYST

Signed by:
Donna Sandoratz 12/5/2025 | 9:43 AM MST
BUDGET OFFICER

Signed by:
Christine Bourner 12/5/2025 | 9:44 AM MST
CITY ECONOMIST

Criteria: G.O. Bond Program and Decade Plan

Adopted Criteria for Project Evaluation

Department of Municipal Development (Streets & Storm Drainage)

Range	Criteria	Weight
Rehabilitation, and/or Protection of Existing Assets or Areas of the City		25%
Highest <ul style="list-style-type: none">• Supports the rehabilitation of infrastructure and/or facilities located within designated centers & corridors, as defined in the adopted Comprehensive Plan, R-24-27 and Integrated Development Ordinance O-24-13.• Supports maintenance, and/or rehabilitation of streets or storm drainage facilities within the 1980 City boundaries, as in consistent with the City's 5-Year Goals/1-Year Objectives, or supports the requirements of the MS4 Permit.• Replaces a critical facility or system, or component thereof, that has failed or is near failure.• Supports/supplements an adequately functioning facility.• Supports facilities that are not contiguous with the existing City.• Initiates a new system or facility to deliver services not previously provided.• Supports development that is not contiguous with the existing City. Lowest		
Operating Budget Impact		20%
Highest <ul style="list-style-type: none">• Retrofits capital facility with energy efficient systems, and/or makes use of alternative energy sources.• Reduces the City's long term operations/maintenance costs.• Leverages non-City revenues.• Partners with non-City public or private sector organization in support of joint development.• Uses operating resources shared by multiple City departments or agencies, and/or is projected to have exceptionally efficient life-cycle costs.• Has no impact on general fund costs.• Increases the City's general fund costs, but uses some participating funds from other agencies or sources to diminish the cost impact, and demonstrably improves service to the public.• Increases the City's general fund costs. Lowest		
Enhancement and/or Deficiency Correction of Existing Assets or Areas of the City		20%
Highest <ul style="list-style-type: none">• Supports the rehabilitation of infrastructure and/or facilities located within designated centers & corridors, as defined in the adopted Comprehensive Plan, R-24-27 and Integrated Development Ordinance O-24-13.• Supports correction of deficient facility anywhere in the City or supports the requirements of the MS4 Permit.• Serves an infill area, and/or will stimulate infill development, and/or will support community revitalization, and is consistent with the City's 5-Year Goals/1-Year Objectives.• Supports improved appearance of major unlandscaped arterial/interstate roadways.• Supports bicycle transportation.• Improves pedestrian mobility and/or the quality of the pedestrian environment.• Supports development that is not contiguous with the existing City. Lowest		

Department of Municipal Development (Streets & Storm Drainage)**Range****Criteria****Weight****Economic Development / Community Revitalization****15%****Highest**

- Helps to create jobs or to promote economic opportunity, or helps local business, especially within an Activity Center and/or Metropolitan Redevelopment Area, as defined in the adopted Comprehensive Plan, R-24-27 and Integrated Development Ordinance O-24-13.
- Supports the rehabilitation of infrastructure and/or facilities located within designated centers & corridors, as defined in the adopted Comprehensive Plan, R-24-27 and Integrated Development Ordinance O-24-13.
- Supports job creation in areas of the City annexed between 1980 and the present in order to create a better balance of jobs and housing.
- Encourages neighborhood revitalization, or addresses disinvestment in blighted areas, or improves the tax base.
- Supports neighborhood-based economic development.
- Has little potential to promote economic development.

Lowest**Implementation of Legal Mandates / Adopted Plans****10%****Highest**

- Is required by a legal mandate defined as a City ordinance, Joint Powers Agreement, Court ruling, and/or Federal or State regulation.
- Supports the implementation of the requirements of the MS4 Permit.
- Implements departmental facility plan and/or completes an on-going phased project.
- Implements a specific action identified in the 2024 Comprehensive Plan's Policy Implementation Action Matrix, or any other adopted plan.
- Supports and/or fulfills City's 5-Year Goals/1-Year Objectives and program strategies.
- Begins or implements a new project, not part of an adopted plan or the departmental facility plan, and/or does not help to fulfill the City's adopted Goals and Objectives.

Lowest**Equity Criteria****10%****Highest**

- Project located in an area with a Social Vulnerability Index (SVI) >83-100
- Project located in an area with a Social Vulnerability Index (SVI) >66.5-83
- Project located in an area with a Social Vulnerability Index (SVI) >50-66.5
- Project located in an area with a Social Vulnerability Index (SVI) >33-50
- Project located in an area with a Social Vulnerability Index (SVI) >16.9-33
- Project located in an area with a Social Vulnerability Index (SVI) >0-16.9

Lowest

Parks & Recreation Services
(Recreation, Open Space, Park Management, Balloon Fiesta Park)

Range

Criteria

Weight

Rehabilitation, and/or Protection of Existing Assets or Areas of the City

25%

Highest

- Supports the rehabilitation of infrastructure and/or facilities located within designated centers & corridors, as defined in the adopted Comprehensive Plan, R-24-27 and Integrated Development Ordinance O-24-13.
- Supports maintenance and/or rehabilitation of trail, park, recreation, and/or open space facilities within the 1980 City boundaries, and is consistent with the City's 5-Year Goals/1- Year Objectives. [*Open Space is not subject to geographic boundaries*]
- Replaces a critical component of a trail, park, recreation, and/or open space facility that has failed or is near failure.
- Supports/supplements an adequately functioning trail, park, recreation, and/or open space facility.
- Supports facilities that are not contiguous with the existing City.
- Initiates a new trail, park, recreation, and/or open space facility, in order to deliver services not previously provided.

Lowest

Operating Budget Impact

20%

Highest

- Reduces water use and/or retrofits capital facility with energy efficient systems, and/or makes use of alternative energy sources.
- Leverages non-City revenues.
- Reduces the City's long term operations/maintenance costs.
- Partners with non-City public or private sector organization in support of joint development.
- Uses operating resources shared by multiple City departments or agencies, and/or is projected to have exceptionally efficient life-cycle costs.
- Has no impact on general fund costs.
- Increases the City's general fund costs, but uses some participating funds from other agencies or sources to diminish the cost impact, and demonstrably improves service to the public.
- Increases the City's general fund costs.

Lowest

Enhancement and/or Deficiency Correction of Existing Assets or Areas of the City

20%

Highest

- Supports the rehabilitation of infrastructure and/or facilities located within designated centers & corridors, as defined in the adopted Comprehensive Plan, R-24-27 and Integrated Development Ordinance O-24-13.
- Serves an infill/metropolitan redevelopment area, and/or will stimulate infill/MRA development, and/or will support community revitalization, and is consistent with the City's 5-Year Goals/1-Year Objectives.
- Supports correction of a deficient park, trail, recreation, or open space facility anywhere in the City.
- Promotes/supports recreational opportunities for young people, and is consistent with program strategies developed for the 5-Year Goals/1-Year Objectives.
- Supports bicycle transportation and/or improves the quality of the pedestrian experience.
- Supports development that is not contiguous with the existing City.

Lowest

Parks & Recreation Services
(Recreation, Open Space, Park Management, Balloon Fiesta Park)

Range

Criteria

Weight

Economic Development / Community Revitalization

15%

Highest

- Helps to create jobs or to promote economic opportunity, or helps local business, especially within an Activity Center and/or Metropolitan Redevelopment Area, as defined in the adopted Comprehensive Plan, R-24-27 and Integrated Development Ordinance O-24-13.
- Supports the rehabilitation of infrastructure and/or facilities located within designated centers & corridors, as defined in the adopted Comprehensive Plan, R-24-27 and Integrated Development Ordinance O-24-13.
- Supports job creation in areas of the City annexed between 1980 and the present in order to create a better balance of jobs and housing.
- Encourages neighborhood revitalization, or addresses disinvestment in blighted areas, or improves the tax base.
- Supports neighborhood-based economic development.
- Has little potential to promote economic development.

Lowest

Implementation of Legal Mandates / Adopted Plans

10%

Highest

- Is required by a legal mandate defined as a City Ordinance, Joint Powers Agreement, Court ruling, and/or Federal or State regulation.
- Completes an on-going or phased project and/or implements departmental facility plan.
- Implements a specific action identified in the 2024 Comprehensive Plan's Policy Implementation Action Matrix, or any other adopted plan.
- Supports and/or fulfills City's 5-Year Goals/1-Year Objectives and program strategies.
- Begins or implements a new project, not part of an adopted plan or the departmental facility plan, and/or does not help to fulfill the City's adopted Goals and Objectives.

Lowest

Equity Criteria

10%

Highest

- Project located in an area with a Social Vulnerability Index (SVI) >83-100
- Project located in an area with a Social Vulnerability Index (SVI) >66.5-83
- Project located in an area with a Social Vulnerability Index (SVI) >50-66.5
- Project located in an area with a Social Vulnerability Index (SVI) >33-50
- Project located in an area with a Social Vulnerability Index (SVI) >16.9-33
- Project located in an area with a Social Vulnerability Index (SVI) >0-16.9

Lowest

Public Safety: ABQ Community Safety, AFR, OEM, and APD

Range	Criteria	Weight
Rehabilitation, and/or Protection of Existing Assets or Areas of the City		25%
<p>Highest</p> <ul style="list-style-type: none"> • Supports the rehabilitation of infrastructure and/or facilities located within designated centers & corridors, as defined in the adopted Comprehensive Plan, R-24-27 and Integrated Development Ordinance O-24-13. • Supports maintenance and/or rehabilitation of critical public safety systems and facilities primarily serving areas within the 1980 City boundaries, and is consistent with the City's 5- Year Goals/1-Year Objectives. • Replaces a critical facility or system, or component thereof that has failed or is near failure. • Supports/supplements an adequately functioning facility. • Supports facilities that are not contiguous with the existing City. • Initiates a new system or facility to deliver services not previously provided, unless a critical public safety purpose can be demonstrated. <p>Lowest</p>		
Operating Budget Impact		20%
<p>Highest</p> <ul style="list-style-type: none"> • Retrofits capital facility with energy efficient systems, or makes use of alternative energy sources. • Reduces the City's long term operations/maintenance costs. • Leverages non-City revenues. • Partners with non-City public or private sector organization in support of joint development. • Uses operating resources shared by multiple City departments or agencies, and/or is projected to have exceptionally efficient life-cycle costs. • Has no impact on general fund costs. • Increases the City's general fund costs, but uses some participating funds from other agencies or sources to diminish the cost impact, and <u>demonstrably</u> improves services to the public. • Increases the City's general fund costs. <p>Lowest</p>		
Enhancement and/or Deficiency Correction of Existing Assets or Areas of the City		20%
<p>Highest</p> <ul style="list-style-type: none"> • Eliminates or greatly reduces the number of life threatening incidents that may occur, if the proposed project were not implemented, and is consistent with the City's 5-Year Goals/1- Year Objectives. • Supports development within an activity center and/or corridor, especially those within MRA or other redeveloping area. • Significantly improves public safety [e.g. <i>essential police or fire facilities/systems</i>] or improvements will facilitate gang intervention and enhance activities for young people. • Supports correction of deficient systems/facilities anywhere in the City. • Responds to a public safety issue [e.g. <i>graffiti eradication, traffic safety concern</i>]. • Moderately improves citizen safety. • Has no clear relationship to public safety. <p>Lowest</p>		

Public Safety: ABQ Community Safety, AFR, OEM, and APD**Range****Criteria****Weight****Economic Development / Community Revitalization****15%****Highest**

- Helps to create jobs or to promote economic opportunity, or helps local business, especially within an Activity Center and/or Metropolitan Redevelopment Area, as defined in the adopted Comprehensive Plan, R-24-27 and Integrated Development Ordinance O-24-13.
- Supports the rehabilitation of infrastructure and/or facilities located within designated centers & corridors, as defined in the adopted Comprehensive Plan, R-24-27 and Integrated Development Ordinance O-24-13.
- Supports job creation in areas of the City annexed between 1980 and the present, in order to create a better balance of jobs and housing.
- Encourages neighborhood revitalization, or addresses disinvestment in blighted areas, or improves the tax base.
- Supports neighborhood-based economic development.
- Has little potential to promote economic development.

Lowest**Implementation of Legal Mandates / Adopted Plans****10%****Highest**

- Is required by a legal mandate defined as a City Ordinance, Joint Powers Agreement, Court ruling, and/or Federal or State regulation.
- Implements departmental facility plan and/or completes an on-going phased project.
- Implements a specific action identified in the 2024 Comprehensive Plan's Policy Implementation Action Matrix, or any other adopted plan.
- Supports and/or fulfills City's 5-Year Goals/1-Year Objectives and program strategies.
- Begins or implements a new project, not part of an adopted plan or the departmental facility plan, and/or does not help to fulfill the City's adopted Goals and Objectives.

Lowest**Equity Criteria****10%****Highest**

- Project located in an area with a Social Vulnerability Index (SVI) >83-100
- Project located in an area with a Social Vulnerability Index (SVI) >66.5-83
- Project located in an area with a Social Vulnerability Index (SVI) >50-66.5
- Project located in an area with a Social Vulnerability Index (SVI) >33-50
- Project located in an area with a Social Vulnerability Index (SVI) >16.9-33
- Project located in an area with a Social Vulnerability Index (SVI) >0-16.9

Lowest

ABQ Ride / Transit Department**Range****Criteria****Weight****Rehabilitation, and/or Protection of Existing Assets or Areas of the City****25%****Highest**

- Supports the rehabilitation of infrastructure and/or facilities located within designated centers & corridors, as defined in the adopted Comprehensive Plan, R-24-27 and Integrated Development Ordinance O-24-13.
- Rehabilitates and/or maintains Transit vehicles, facilities or systems for use within the 1980 City boundaries, and is consistent with the City's 5-Year Goals/1-Year Objectives.
- Replaces a critical facility or system, or component thereof that has failed or is near failure.
- Supports/supplements an adequately functioning facility.
- Supports facilities that are not contiguous with the existing City.
- Initiates a new system or facility to deliver services not previously provided.

Lowest**Operating Budget Impact****20%****Highest**

- Retrofits capital facility with energy efficient systems, or makes use of alternative energy sources.
- Reduces the City's long term operations/maintenance costs.
- Leverages non-City revenues.
- Partners with non-City public or private sector organization in support of joint development.
- Uses operating resources shared by multiple City departments or agencies, and/or is projected to have exceptionally efficient life-cycle costs.
- Has no impact on general fund costs.
- Increases the City's general fund costs, but uses some participating funds from other agencies or sources to diminish the cost impact, and demonstrably improves service to the public.
- Increases the City's general fund costs.

Lowest**Enhancement and/or Deficiency Correction of Existing Assets or Areas of the City****20%****Highest**

- Increases headways on critical, high density routes, and is consistent with the City's 5-Year Goals/1-Year Objectives.
- Serves an infill area, and/or will stimulate infill development, and/or will support community revitalization.
- Supports bicycle transportation.
- Improves pedestrian mobility and/or the quality of the pedestrian experience.
- Supports development that is not contiguous with the existing City.

Lowest

ABQ Ride / Transit Department**Range****Criteria****Weight****Economic Development / Community Revitalization****15%*****Highest***

- Helps to create jobs or to promote economic opportunity, or helps local business, especially within an Activity Center and/or Metropolitan Redevelopment Area, as defined in the adopted Comprehensive Plan, R-24-27 and Integrated Development Ordinance O-24-13.
- Supports the rehabilitation of infrastructure and/or facilities located within designated centers & corridors, as defined in the adopted Comprehensive Plan, R-24-27 and Integrated Development Ordinance O-24-13.
- Supports job creation in areas of the City annexed between 1980 and the present, in order to create a better balance of jobs and housing.
- Encourages neighborhood revitalization, or addresses disinvestment in blighted areas, or improves the tax base.
- Supports neighborhood-based economic development.
- Has little potential to promote economic development.

Lowest**Implementation of Legal Mandates / Adopted Plans****10%*****Highest***

- Is required by a legal mandate defined as a City Ordinance, Joint Powers Agreement, Court ruling, and/or Federal or State regulation.
- Implements departmental facility plan and/or completes an on-going phased project.
- Implements a specific action identified in the 2024 Comprehensive Plan's Policy Implementation Action Matrix, or any other adopted plan.
- Supports and/or fulfills City's 5-Year Goals/1-Year Objectives and program strategies.
- Begins or implements a new project, not part of an adopted plan or the departmental facility plan, and/or does not help to fulfill the City's adopted Goals and Objectives.

Lowest**Equity Criteria****10%*****Highest***

- Project located in an area with a Social Vulnerability Index (SVI) >83-100
- Project located in an area with a Social Vulnerability Index (SVI) >66.5-83
- Project located in an area with a Social Vulnerability Index (SVI) >50-66.5
- Project located in an area with a Social Vulnerability Index (SVI) >33-50
- Project located in an area with a Social Vulnerability Index (SVI) >16.9-33
- Project located in an area with a Social Vulnerability Index (SVI) >0-16.9

Lowest

Community Facilities and Housing, Homelessness, & Health

(Animal Welfare, City Clerk, Arts & Culture, DMD (CIP & Parking), Economic Dev., Environmental Health, General Services, Housing Homelessness & Health, Planning, Senior Affairs, Technology & Innovation Services, and Youth & Family Services)

Range

Criteria

Weight

Rehabilitation, and/or Protection of Existing Assets or Areas of the City

25%

Highest

- Supports the rehabilitation of infrastructure and/or facilities located within designated centers & corridors, as defined in the adopted Comprehensive Plan, R-24-27 and Integrated Development Ordinance O-24-13. [*This criteria is not applicable to existing cultural facilities.*]
- Supports maintenance and/or rehabilitation of community facilities and is consistent with the City's 5-Year Goals/1-Year Objectives.
- Replaces a critical facility or system, or component thereof, that has failed or is near failure.
- Supports/supplements an adequately functioning facility.
- Supports facilities that are not contiguous with the existing City.
- Initiates a new community facility to deliver services not previously provided.

Lowest

Operating Budget Impact

20%

Highest

- Retrofits capital facility with energy efficient systems, or makes use of alternative energy sources.
- Reduces the City's long term operations/maintenance costs.
- Leverages non-City revenues.
- Partners with non-City public or private sector organization in support of joint development.
- Uses operating resources shared by multiple City departments or agencies, and/or is projected to have exceptionally efficient life-cycle costs.
- Has no impact on general fund costs.
- Increases the City's general fund costs, but uses some participating funds from other agencies or sources to diminish the cost impact, and demonstrably improves services to the public.
- Increases the City's general fund costs.

Lowest

Enhancement and/or Deficiency Correction of Existing Assets or Areas of the City

20%

Highest

- Supports the rehabilitation of infrastructure and/or facilities located within designated centers & corridors, as defined in the adopted Comprehensive Plan, R-24-27 and Integrated Development Ordinance O-24-13.
- A new or existing community/cultural facility that serves an infill area, and/or will stimulate infill development, and/or will support community revitalization.
- Supports correction of a deficient system or facility anywhere in the City.
- Promotes/supports educational, recreational or social opportunities for City residents, especially young people, seniors and/or the handicapped, and is consistent with the City's 5-Year Goals/1-Year Objectives.
- Is a definitive action to protect physical/natural environment, or conserve energy, or measurably increases employee productivity [*e.g. air quality control efforts, energy improvements in City owned building, or major long term computer systems enhancement.*]
- Improves social/cultural environment, or encourages citizen involvement in community revitalization, or promotes tourism.
- Supports or initiates a new project that is not contiguous with the existing City.

Lowest

Community Facilities and Housing, Homelessness, & Health (Animal Welfare, City Clerk, Arts & Culture, Economic Dev., Environmental Health, General Services, Housing Homelessness & Health, Planning, Senior Affairs, Technology & Innovation Services, and Youth & Family Services)		
Range	Criteria	Weight

Economic Development / Community Revitalization		15%
<p>Highest</p> <ul style="list-style-type: none"> Helps to create jobs or to promote economic opportunity, or helps local business, especially within an Activity Center and/or Metropolitan Redevelopment Area, as defined in the adopted Comprehensive Plan, R-24-27 and Integrated Development Ordinance O-24-13. Supports the rehabilitation of infrastructure and/or facilities located within designated centers & corridors, as defined in the adopted Comprehensive Plan, R-24-27 and Integrated Development Ordinance O-24-13. Supports job creation in areas of the City annexed between 1980 and the present in order to create a better balance of jobs and housing. Encourages neighborhood revitalization, or addresses disinvestment in blighted areas, or improves the tax base. Supports neighborhood-based economic development. Has little potential to promote economic development. <p>Lowest</p>		
Implementation of Legal Mandates / Adopted Plans		10%
<p>Highest</p> <ul style="list-style-type: none"> Is required by a legal mandate defined as a City Ordinance, Joint Powers Agreement, Court ruling, and/or Federal or State regulation. Implements departmental facility plan and/or completes an on-going phased project. Implements a specific action identified in the 2024 Comprehensive Plan's Policy Implementation Action Matrix, or any other adopted plan. Supports and/or fulfills City's 5-Year Goals/1-Year Objectives and program strategies. Begins or implements a new project, not part of an adopted plan or the departmental facility plan, and/or does not help to fulfill the City's adopted Goals and Objectives. <p>Lowest</p>		
Equity Criteria		10%
<p>Highest</p> <ul style="list-style-type: none"> Project located in an area with a Social Vulnerability Index (SVI) >83-100 Project located in an area with a Social Vulnerability Index (SVI) >66.5-83 Project located in an area with a Social Vulnerability Index (SVI) >50-66.5 Project located in an area with a Social Vulnerability Index (SVI) >33-50 Project located in an area with a Social Vulnerability Index (SVI) >16.9-33 Project located in an area with a Social Vulnerability Index (SVI) >0-16.9 <p>Lowest</p>		