

| | | |
|----|--|------------------|
| 1 | Public Safety Projects - Council District 5 | 200,000 |
| 2 | Public Safety Projects - Council District 6 | 100,000 |
| 3 | Public Safety Projects - Council District 7 | 100,000 |
| 4 | Public Safety Projects - Council District 8 | 450,000 |
| 5 | Public Safety Projects - Council District 9 | 100,000 |
| 6 | 1% for Public Art | 85,000 |
| 7 | TOTAL | <u>8,590,000</u> |
| 8 | <u>Senior, Family, Community Center, and Community Enhancement Project Bonds</u> | |
| 9 | Homeless Facility | 14,000,000 |
| 10 | Renovation, Repair, Security and Technology Improvements: Existing | |
| 11 | FCSD Facilities | 1,500,000 |
| 12 | Health and Social Service Center Kitchens | 900,000 |
| 13 | Loma Linda Community Center | 100,000 |
| 14 | Westgate Community Center | 950,000 |
| 15 | Cibola Loop Community Center | 1,000,000 |
| 16 | District 1 Community Center | 500,000 |
| 17 | Joan Jones Community Center | 750,000 |
| 18 | Senior Affairs Renovation / Rehabilitation ADA Compliance | 500,000 |
| 19 | Senior, Family, Community Center and Community Enhancement Projects - | |
| 20 | Council District 1 | 250,000 |
| 21 | Senior, Family, Community Center and Community Enhancement Projects - | |
| 22 | Council District 2 | 240,000 |
| 23 | Senior, Family, Community Center and Community Enhancement Projects - | |
| 24 | Council District 3 | 300,000 |
| 25 | Senior, Family, Community Center and Community Enhancement Projects - | |
| 26 | Council District 5 | 200,000 |
| 27 | Senior, Family, Community Center and Community Enhancement Projects - | |
| 28 | Council District 6 | 100,000 |
| 29 | Senior, Family, Community Center and Community Enhancement Projects - | |
| 30 | Council District 7 | 100,000 |
| 31 | Senior, Family, Community Center and Community Enhancement Projects - | |
| 32 | Council District 8 | 100,000 |

[+Bracketed/Underscored Material+] - New
 [-Bracketed/Strikethrough Material-] - Deletion

[+Bracketed/Underscored Material+] - New
 [-Bracketed/Strikethrough Material-] - Deletion

| | | |
|----|---|-------------------|
| 1 | 1% for Public Art | 215,000 |
| 2 | TOTAL | <u>21,705,000</u> |
| 3 | <u>Parks and Recreation Bonds</u> | |
| 4 | Park Irrigation System Renovation | 2,000,000 |
| 5 | Pool Renovation | 500,000 |
| 6 | North Domingo Baca Park Swimming Pool | 1,200,000 |
| 7 | Recreation Facility Development and Renovation | 500,000 |
| 8 | Balloon Fiesta Improvements | 500,000 |
| 9 | Open Space Bosque Restoration | 250,000 |
| 10 | Park Management / Construction Crews Equipment | 400,000 |
| 11 | Park Forestry | 300,000 |
| 12 | Park Rehabilitation | 500,000 |
| 13 | Park Development | 1,000,000 |
| 14 | Daniel Webster Children's Park, Phase 2 ADA Accessibility | 300,000 |
| 15 | Neighborhood Park Renovation | 500,000 |
| 16 | Singing Arrow Archeological Site | 500,000 |
| 17 | Crestview Bluff Land Acquisition | 300,000 |
| 18 | Westside Indoor Sports Complex | 1,250,000 |
| 19 | Vista del Norte Park | 800,000 |
| 20 | 2% for Open Space Land Acquisition | 2,570,000 |
| 21 | Parks and Recreation Projects - Council District 1 | 250,000 |
| 22 | Parks and Recreation Projects - Council District 2 | 240,000 |
| 23 | Parks and Recreation Projects - Council District 3 | 200,000 |
| 24 | North Domingo Baca Pool - Council District 4 | 700,000 |
| 25 | Parks and Recreation Projects - Council District 4 | 100,000 |
| 26 | Parks and Recreation Projects - Council District 5 | 200,000 |
| 27 | Parks and Recreation Projects - Council District 6 | 300,000 |
| 28 | Parks and Recreation Projects - Council District 7 | 400,000 |
| 29 | Parks and Recreation Projects - Council District 8 | 450,000 |
| 30 | Parks and Recreation Projects - Council District 9 | 450,000 |
| 31 | 1% for Public Art | 170,000 |
| 32 | TOTAL | <u>16,830,000</u> |
| 33 | <u>Energy and Water Conservation, Public Facilities, and System Modernization Bonds</u> | |

[+Bracketed/Underscored Material+] - New
 [-Bracketed/Strikethrough Material-] - Deletion

| | | |
|----|--|-------------------|
| 1 | Animal Shelter Rehabilitation | 600,000 |
| 2 | West Side Veterinary Clinic Rehabilitation | 200,000 |
| 3 | Roof Repair / Replacement for City Facilities | 1,000,000 |
| 4 | City Building Construction, Improvements, and Rehabilitation | 1,000,000 |
| 5 | Civic Underground Parking Fire Suppression System Upgrades | 125,000 |
| 6 | Civic Underground Emergency Power and Nox | |
| 7 | Evacuation/System Upgrade | 200,000 |
| 8 | Los Angeles Landfill Remediation | 200,000 |
| 9 | City Vehicle Replacement | 1,500,000 |
| 10 | Electronic Plan Review (ePlan) | 115,000 |
| 11 | Business Application Technology | 420,000 |
| 12 | Cyber Security | 100,000 |
| 13 | IT Infrastructure Upgrade | 500,000 |
| 14 | Network Equipment Upgrade | 500,000 |
| 15 | 3% for Energy Conservation Program | 3,855,000 |
| 16 | 1% for Public Art | 105,000 |
| 17 | TOTAL | <u>10,420,000</u> |
| 18 | <u>Library Bonds</u> | |
| 19 | Library Materials | 3,000,000 |
| 20 | International District Library | 5,500,000 |
| 21 | Library Projects - Council District 1 | 75,000 |
| 22 | Library Projects - Council District 3 | 100,000 |
| 23 | 1% for Public Art | 90,000 |
| 24 | TOTAL | <u>8,765,000</u> |
| 25 | <u>Street Bonds</u> | |
| 26 | Reconstruct Major Streets | 2,500,000 |
| 27 | Reconstruct Major Intersections | 2,500,000 |
| 28 | ADA Sidewalk Improvements | 400,000 |
| 29 | Major Paving Rehab | 4,000,000 |
| 30 | Intersection Signalization | 1,600,000 |
| 31 | Mandatory Traffic Sign Replacement / Pavement Markings | |
| 32 | (Federal Mandate) | 1,000,000 |
| 33 | Bridge Repair | 1,000,000 |

[+Bracketed/Underscored Material+] - New
 [-Bracketed/Strikethrough Material-] - Deletion

| | | |
|----|--|-------------------|
| 1 | Safety and Intersection Improvements | 1,000,000 |
| 2 | Neighborhood Traffic Management | 400,000 |
| 3 | Advance Right of Way Acquisition (Streets) | 700,000 |
| 4 | Pavement Signs and Markings | 3,000,000 |
| 5 | Median and Interstate Landscaping | 3,000,000 |
| 6 | Westside Boulevard Widening | 5,000,000 |
| 7 | Tijeras Bridge Replacement | 1,000,000 |
| 8 | Zuni Road Improvements | 200,000 |
| 9 | 2nd Street | 400,000 |
| 10 | Uptown Pedestrian and Traffic Improvements | 500,000 |
| 11 | Trails and Bikeways (5% Mandate) | 1,410,000 |
| 12 | Street Projects - Council District 1 | 350,000 |
| 13 | Street Projects - Council District 2 | 490,000 |
| 14 | Street Projects - Council District 3 | 300,000 |
| 15 | Street Projects - Council District 4 | 100,000 |
| 16 | Street Projects - Council District 5 | 400,000 |
| 17 | Street Projects - Council District 6 | 500,000 |
| 18 | Street Projects - Council District 7 | 400,000 |
| 19 | Street Projects - Council District 9 | 450,000 |
| 20 | 1% for Public Art | 330,000 |
| 21 | TOTAL | <u>32,930,000</u> |
| 22 | <u>Public Transportation Bonds</u> | |
| 23 | Bus Stops | 100,000 |
| 24 | Facility Rehabilitation | 60,000 |
| 25 | Park and Ride | 170,000 |
| 26 | Revenue and Support Vehicles Replacement / Expansion | 2,670,000 |
| 27 | Transit Technology | 100,000 |
| 28 | 1% for Public Art | 30,000 |
| 29 | TOTAL | <u>3,130,000</u> |
| 30 | <u>Storm Sewer System Bonds</u> | |
| 31 | NPDES Stormwater Quality MS4 Permit Compliance (EPA) | 2,000,000 |
| 32 | Storm Drain and Pump Station Rehab | 4,000,000 |
| 33 | Advanced Planning and Engineering | 300,000 |

| | | |
|----|---|--------------------|
| 1 | Marble Arno Detention Basin/Future Pump Station | 4,300,000 |
| 2 | Near Heights SD Rehab | 500,000 |
| 3 | 1% for Public Art | 110,000 |
| 4 | TOTAL | <u>11,210,000</u> |
| 5 | <u>Museum and Cultural Facility Bonds</u> | |
| 6 | Balloon Museum Facilities | 250,000 |
| 7 | KiMo Theatre Remodel and Repair of Facilities | 200,000 |
| 8 | South Broadway Cultural Center Repair and Upgrade of Facilities | 170,000 |
| 9 | Route 66 Visitors' Center | 1,000,000 |
| 10 | Albuquerque Museum Repairs and Renovations | 150,000 |
| 11 | 1% for Public Art | 20,000 |
| 12 | TOTAL | <u>1,790,000</u> |
| 13 | <u>Affordable Housing Bonds</u> | |
| 14 | Affordable Housing | 5,000,000 |
| 15 | 1% for Public Art | 50,000 |
| 16 | TOTAL | <u>5,050,00</u> |
| 17 | <u>Metropolitan Redevelopment Bonds</u> | |
| 18 | Land Acquisition and Exchange | 500,000 |
| 19 | Rail Yards | 5,000,000 |
| 20 | Metropolitan Redevelopment Area | 2,500,000 |
| 21 | 1% for Public Art | 80,000 |
| 22 | TOTAL | 8,080,000 |
| 23 | <u>Grand Total</u> | <u>128,500,000</u> |

24 Section 2. Until such time that general obligation bonds are sold, the City is
25 hereby authorized to temporarily fund expenditures incurred for the purpose
26 authorized in the 2019 G. O. Bond Election from available unencumbered revenues.
27
28
29
30
31
32
33

[+Bracketed/Underscored Material+] - New
[-Bracketed/Strikethrough Material-] - Deletion




Mayor Timothy M. Keller

CITY OF ALBUQUERQUE
Albuquerque, New Mexico
Office of the Mayor

INTER-OFFICE MEMORANDUM

November 5, 2019

TO: Klarissa Peña, President, City Council

FROM: Timothy M. Keller, Mayor 

SUBJECT: APPROPRIATING RESOLUTION FOR THE 2019 GENERAL OBLIGATION BOND PROJECTS

The attached resolution appropriates the 2019 General Obligation Bond projects that were approved by the citizens of Albuquerque on November 5, 2019.

General Obligation bonds fund a host of capital improvements that directly affect the basic needs and quality of life of every Albuquerque resident. Timely appropriation of these funds will enable City Departments to begin work on all the approved projects on a timely basis.

This resolution is forwarded for your consideration and action. Staff will be available to address any questions you may have.


SUBJECT: APPROPRIATING RESOLUTION FOR THE 2019 GENERAL
OBLIGATION BOND PROJECTS

Approved:




Sarita Nair Date
Chief Administrative Officer 11/27/19

Approved as to Legal Form:




Esteban A. Aguilar Jr. ESQ Date
City Attorney 11-19-19

Recommended:



Patrick Montoya Date
Director DMD 11-12-19

Recommended:



Mark Motsko Date
CIP Official 11-8-19

**COVER ANALYSIS
2019 G.O. BOND APPROPRIATING RESOLUTION**

1. What is it?

The attached resolution appropriates the 2019 General Obligation Bond projects that were approved by the citizens of Albuquerque on November 5, 2019.

2. What will this piece of legislation do?

This resolution appropriates the 2019 General Obligation Bond projects.

3. Why is the project needed?

Timely appropriation of these funds will enable City Departments to begin work on all the approved projects on a timely basis.

4. How much will this cost and what is the funding source?

\$128,500,000 of General Obligation Bond projects are being appropriated.

5. Is there a revenue source associated with this contract? If so, what level of income is projected?

Not applicable