

# CITY of ALBUQUERQUE

## TWENTY FIFTH COUNCIL

COUNCIL BILL NO. R-22-22 ENACTMENT NO. \_\_\_\_\_

SPONSORED BY: Isaac Benton, Brook Bassan, Pat Davis

1 RESOLUTION  
2 ESTABLISHING PRIORITIES FOR THE 2023 CAPITAL IMPROVEMENTS PLAN;  
3 DEFINING THE CRITERIA TO BE USED IN RATING PROJECT PROPOSALS;  
4 ASSIGNING WEIGHTS TO THE CRITERIA; ALLOCATING AMOUNTS FOR  
5 DIFFERENT PURPOSES WITHIN THE 2023 GENERAL OBLIGATION BOND  
6 PROGRAM.

7 WHEREAS, Chapter 2, Article 12, R.O.A. 1994, the capital improvements  
8 ordinance, requires the preparation and submittal to Council of a ten-year plan  
9 for capital expenditures; and

10 WHEREAS, it is necessary that government prioritize capital funding for  
11 public safety and basic infrastructure; and

12 WHEREAS, the ten-year plan's proposed projects must be ranked through a  
13 priority setting system; and

14 WHEREAS, the review and ranking process provides the City Council and  
15 the Administration the opportunity for a biennial review of capital needs  
16 throughout the City of Albuquerque; and

17 WHEREAS, the City of Albuquerque has adopted 5-Year Goals and 1-Year  
18 Objectives, which are incorporated in the priority setting system; and

19 WHEREAS, the City of Albuquerque has adopted the  
20 "Albuquerque/Bernalillo County Comprehensive Plan"; and

21 WHEREAS, the City of Albuquerque has adopted various measures related  
22 to growth policy; and

23 WHEREAS, the City Council may provide policy direction through the  
24 development of criteria to be used in ranking and selecting projects for proposal  
25 to Council.

[+Bracketed/Underscored Material+] - New  
[-Bracketed/Strikethrough Material-] - Deletion

1 BE IT RESOLVED BY THE COUNCIL, THE GOVERNING BODY OF THE CITY OF  
2 ALBUQUERQUE:

3 Section 1. The amount of the 2023 General Obligation Bond Program is  
4 estimated to be \$160,000,000.

5 Section 2. Policy Statement regarding the 2023 General Obligation Bond  
6 Program: Consistent with the CIP ordinance, it is always the policy of the City  
7 of Albuquerque that the capital program supports the Albuquerque/Bernalillo  
8 County Comprehensive Plan and adopted growth policies. For the two-year  
9 2023 general obligation bond program, it shall be the policy of the City of  
10 Albuquerque to emphasize infrastructure and facility improvements that  
11 support the rehabilitation, deficiency correction and/or development of  
12 designated activity centers or corridors and to support projects that  
13 contribute to economic development within these areas. All City User  
14 agencies shall review their 2021-2030 Decade Plan for capital improvements  
15 and give priority to projects that support the implementation of policy outlined  
16 in Council Bill R-16-108 (Enactment No. R-2017-026) regarding Centers and  
17 Corridors.

18 Section 3. It shall be the policy of the City of Albuquerque that a goal of  
19 approximately 90 percent of the 2023 General Obligation Bond Program and  
20 Decade Plan shall be for rehabilitation and deficiency correction of existing  
21 facilities and systems. Of the 90%, a goal of 55% should be dedicated to  
22 rehabilitation. Rehabilitation shall be defined as shown in Section 6B below.

23 Section 4. The allocation of the \$160,000,000, 2023 General Obligation  
24 Bond Program shall be approximately:

- 25 A. 30% (approximately \$48M) to the Streets and Hydrology (Storm  
26 Drainage) Divisions, Department of Municipal Development;
- 27 B. 10% (approximately \$16M) to the Parks and Recreation Department;
- 28 C. 10% (approximately \$16M) to the Public Safety Department, including  
29 ABQ Community Services, the Albuquerque Police, and Albuquerque Fire  
30 Rescue;
- 31 D. 3% (approximately \$4.8M) to the Transit Department;
- 32 E. 5% (approximately \$8M) for Affordable Housing/Homelessness;

[+Bracketed/Underscored Material+] - New  
[-Bracketed/Strikethrough Material-] - Deletion

[+Bracketed/Underscored Material+] - New  
[-Bracketed/Strikethrough Material-] - Deletion

1 F. 30% (approximately \$48M) to all other Community Facilities,  
2 including the Arts & Culture Department; Department of Municipal  
3 Development (Facilities, Energy, Security and Parking Divisions); Economic  
4 Development Department, Environmental Health Department; Family and  
5 Community Services Department; Finance & Administrative Services;  
6 Planning Department; General Services Department; Senior Affairs and the  
7 Department of Technology & Innovation Services;

8 G. 5% (\$9M) to the Council-Neighborhood Set-Aside Program, such  
9 projects to be identified for inclusion in the general obligation bond program  
10 by the district Councilor, subject only to the approval of the full Council.  
11 These projects shall further the adopted City policies as expressed in this  
12 legislation;

13 H. 3% (\$4.8M) for energy efficient projects;

14 I. 3% (\$4.8M) for Open Space Land Acquisition;

15 J. 1% (\$1.6M) of each bond purpose for art in public places.

16 Section 5. The criteria attached hereto are derived from the legislation  
17 and policy cited in this resolution and shall be incorporated by reference in  
18 this resolution and used by city departments to determine which projects to  
19 propose for funding. The criteria shall be used by the Mayor to evaluate and  
20 select projects for submittal to the City Council in the 2023 General Obligation  
21 Bond Program and Decade Plan for capital improvements.

22 Section 6. As part of the Capital Improvement Program planning  
23 process, the Administration shall categorize all projects in the Mayor's  
24 proposed decade plan as growth, rehabilitation, deficiency, or mandate as  
25 defined as follows:

26 A. Growth: New facilities, component additions, or system upgrades  
27 that provide service or capacity for new customers (i.e. customers not  
28 currently using the system;) or that restore needed reserves previously used  
29 to support new users;

30 B. Rehabilitation: Projects that extend the service life of an existing  
31 facility or system, or that restore original performance or capacity by  
32 rehabilitating or replacing system components;

1 C. Deficiency: Projects that correct inadequate service, provide system  
2 backup capability, or minimize downtime or loss of service ability;


3 D. Mandate: Projects that are required by federal, state or local laws  
4 and or regulation(s).

5 Section 7. It shall be the priority of the City of Albuquerque in the 2023  
6 General Obligation Bond Program to fund programs and projects in socially  
7 vulnerable areas as identified by the Office of Equity and Inclusion and/or  
8 geographically inequitable areas as indicated in Council Bill F/S R-20-85  
9 (Enactment No. R-2021-007) regarding equity criterion.

10 Section 8. All projects proposed for the 2023 General Obligation Bond  
11 Program shall be rated by a staff committee using the criteria attached hereto,  
12 and hereby incorporated and made part of this resolution. The ratings shall be  
13 divided into high, medium and low priority, and no more than 10% of the value  
14 of the Mayor's proposed general obligation bond program funds shall be  
15 allocated to projects with low priority ratings.

16  
17  
18  
19  
20  
21  
22  
23  
24  
25  
26  
27  
28  
29  
30  
31  
32  
33

[+Bracketed/Underscored Material+] - New  
[-Bracketed/Strikethrough Material-] - Deletion




Mayor Timothy M. Keller

**CITY OF ALBUQUERQUE**  
**Albuquerque, New Mexico**  
**Office of the Mayor**

**INTER-OFFICE MEMORANDUM**

March 16, 2022

**TO:** Isaac Benton, President, City Council

**FROM:** Timothy M. Keller, Mayor 

**SUBJECT:** **Resolution establishing priorities for the 2023 Capital Improvements Program**

Consistent with the requirements of the CIP ordinance, the attached resolution establishes priorities, policies and criteria for the 2023-2032 capital planning process. The anticipated 2023 general obligation bond capacity is approximately \$160 million.


This resolution explicitly establishes that the planning process will be guided by all adopted growth policies, including the Albuquerque/Bernalillo County Comprehensive Plan, the Growth Policy Framework, Centers and Corridors, and Planned Growth Strategy.

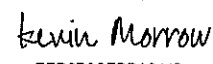
Page 2 of 2  
March 16, 2022

**SUBJECT: Resolution establishing priorities for the 2023 Capital Improvements Program**

Approved:

Approved as to Legal Form:


  
\_\_\_\_\_  
Sarita Nair Date  
Chief Administrative Officer

DocuSigned by:  
 3/18/2022 | 11:23 AM MDT  
\_\_\_\_\_  
EED9B0CFDBA0443...  
Esteban A. Aguilar Jr. ESQ Date  
City Attorney

Recommended:

Recommended:

DocuSigned by:  
 3/17/2022 | 2:58 PM PDT  
\_\_\_\_\_  
ED9310FE75A41F  
Patrick Montoya Date  
Director DMD

DocuSigned by:  
 3/17/2022 | 3:50 PM MD  
\_\_\_\_\_  
169325693558491  
Mark Molsko Date  
CIP Official

DS  
JT

## **Cover Analysis**

### **1. What is it?**

Resolution establishing priorities for the 2023 Capital Improvements Plan; defining the criteria to be used in rating project proposals; assigning weights to the criteria; allocating amounts for different purposes within the 2023 General Obligation Bond Program.

### **2. What will this piece of legislation do?**

The legislation will provide the framework for the 2023-2032 Decade Plan and 2023 General Obligation Bond Program.

### **3. Why is this project needed?**

It is required by ordinance.

### **4. How much will it cost and what is the funding source?**

There is no cost associated with this resolution. Costs associated with the 2023 General Obligation Bond Program will be provided with the recommended program of capital improvements.

### **5. Is there a revenue source associated with this contract? If so, what level of income is projected?**

Not applicable

### **6. What will happen if the project is not approved?**

The capital planning process may not go forward.

### **7. Is this service already provided by another entity?**

No

## Criteria: G.O. Bond Program and Decade Plan

### Adopted Criteria for Project Evaluation

#### Department of Municipal Development (Streets & Storm Drainage)

Range	Criteria	Weight
	<b>Rehabilitation, and/or Protection of Existing Assets or Areas of the City</b>	<b>25%</b>
	<p><b>Highest</b></p> <ul style="list-style-type: none"> <li>• Supports the rehabilitation of infrastructure and/or facilities located within designated centers &amp; corridors, as defined in the adopted Comprehensive Plan, R-16-108 and Integrated Development Ordinance O-21-60.</li> <li>• Supports maintenance, and/or rehabilitation of streets or storm drainage facilities within the 1980 City boundaries, as in consistent with the City's 5-Year Goals/1-Year Objectives, or supports the requirements of the MS4 Permit.</li> <li>• Replaces a critical facility or system, or component thereof, that has failed or is near failure.</li> <li>• Supports/supplements an adequately functioning facility.</li> <li>• Supports facilities that are not contiguous with the existing City.</li> <li>• Initiates a new system or facility to deliver services not previously provided.</li> <li>• Supports development that is not contiguous with the existing City.</li> </ul> <p><b>Lowest</b></p>	
	<b>Operating Budget Impact</b>	<b>20%</b>
	<p><b>Highest</b></p> <ul style="list-style-type: none"> <li>• Retrofits capital facility with energy efficient systems, and/or makes use of alternative energy sources.</li> <li>• Reduces the City's long term operations/maintenance costs.</li> <li>• Leverages non-City revenues.</li> <li>• Partners with non-City public or private sector organization in support of joint development.</li> <li>• Uses operating resources shared by multiple City departments or agencies, and/or is projected to have exceptionally efficient life-cycle costs.</li> <li>• Has no impact on general fund costs.</li> <li>• Increases the City's general fund costs, but uses some participating funds from other agencies or sources to diminish the cost impact, and demonstrably improves service to the public.</li> <li>• Increases the City's general fund costs.</li> </ul> <p><b>Lowest</b></p>	
	<b>Enhancement and/or Deficiency Correction of Existing Assets or Areas of the City</b>	<b>20%</b>
	<p><b>Highest</b></p> <ul style="list-style-type: none"> <li>• Supports the rehabilitation of infrastructure and/or facilities located within designated centers &amp; corridors, as defined in the adopted Comprehensive Plan, R-16-108 and Integrated Development Ordinance O-21-60.</li> <li>• Supports correction of deficient facility anywhere in the City or supports the requirements of the MS4 Permit.</li> <li>• Serves an infill area, and/or will stimulate infill development, and/or will support community revitalization, and is consistent with the City's 5-Year Goals/1-Year Objectives.</li> <li>• Supports improved appearance of major unlandscaped arterial/interstate roadways.</li> <li>• Supports bicycle transportation.</li> <li>• Improves pedestrian mobility and/or the quality of the pedestrian environment.</li> <li>• Supports development that is not contiguous with the existing City.</li> </ul> <p><b>Lowest</b></p>	



**Department of Municipal Development (Streets & Storm Drainage)**

**Range**

**Criteria**

**Weight**

**Economic Development / Community Revitalization**

**15%**

**Highest**

- Helps to create jobs or to promote economic opportunity, or helps local business, especially within an Activity Center and/or Metropolitan Redevelopment Area, as defined in the adopted Comprehensive Plan, R-16-108 and Integrated Development Ordinance O-21-60.
- Supports the rehabilitation of infrastructure and/or facilities located within designated centers & corridors, as defined in the adopted Comprehensive Plan, R-16-108 and Integrated Development Ordinance O-21-60.
- Supports job creation in areas of the City annexed between 1980 and the present in order to create a better balance of jobs and housing.
- Encourages neighborhood revitalization, or addresses disinvestment in blighted areas, or improves the tax base.
- Supports neighborhood-based economic development.
- Has little potential to promote economic development.

**Lowest**

**Implementation of Legal Mandates / Adopted Plans**

**10%**

**Highest**

- Is required by a legal mandate defined as a City ordinance, Joint Powers Agreement, Court ruling, and/or Federal or State regulation.
- Supports the implementation of the requirements of the MS4 Permit.
- Implements departmental facility plan and/or completes an on-going phased project.
- Implements a specific action identified in the 2017 Comprehensive Plan's Policy Implementation Action Matrix, or any other adopted plan.
- Supports and/or fulfills City's 5-Year Goals/1-Year Objectives and program strategies.
- Begins or implements a new project, not part of an adopted plan or the departmental facility plan, and/or does not help to fulfill the City's adopted Goals and Objectives.

**Lowest**

**Equity Criteria**

**10%**

**Highest**

- Project located in an area with a Social Vulnerability Index (SVI) >83-100
- Project located in an area with a Social Vulnerability Index (SVI) >66.5-83
- Project located in an area with a Social Vulnerability Index (SVI) >50-66.5
- Project located in an area with a Social Vulnerability Index (SVI) >33-50
- Project located in an area with a Social Vulnerability Index (SVI) >16.9-33
- Project located in an area with a Social Vulnerability Index (SVI) >0-16.9

**Lowest**

**Parks & Recreation Services**  
**(Recreation, Open Space, Park Management, Balloon Fiesta Park)**

**Range****Criteria****Weight****Rehabilitation, and/or Protection of Existing Assets or Areas of the City****25%****Highest**

- Supports the rehabilitation of infrastructure and/or facilities located within designated centers & corridors, as defined in the adopted Comprehensive Plan, R-16-108 and Integrated Development Ordinance O-21-60.
- Supports maintenance and/or rehabilitation of trail, park, recreation, and/or open space facilities within the 1980 City boundaries, and is consistent with the City's 5-Year Goals/1-Year Objectives. [*Open Space is not subject to geographic boundaries*]
- Replaces a critical component of a trail, park, recreation, and/or open space facility that has failed or is near failure.
- Supports/supplements an adequately functioning trail, park, recreation, and/or open space facility.
- Supports facilities that are not contiguous with the existing City.
- Initiates a new trail, park, recreation, and/or open space facility, in order to deliver services not previously provided.

**Lowest****Operating Budget Impact****20%****Highest**

- Reduces water use and/or retrofits capital facility with energy efficient systems, and/or makes use of alternative energy sources.
- Leverages non-City revenues.
- Reduces the City's long term operations/maintenance costs.
- Partners with non-City public or private sector organization in support of joint development.
- Uses operating resources shared by multiple City departments or agencies, and/or is projected to have exceptionally efficient life-cycle costs.
- Has no impact on general fund costs.
- Increases the City's general fund costs, but uses some participating funds from other agencies or sources to diminish the cost impact, and demonstrably improves service to the public.
- Increases the City's general fund costs.

**Lowest****Enhancement and/or Deficiency Correction of Existing Assets or Areas of the City****20%****Highest**

- Supports the rehabilitation of infrastructure and/or facilities located within designated centers & corridors, as defined in the adopted Comprehensive Plan, R-16-108 and Integrated Development Ordinance O-21-60.
- Serves an infill/metropolitan redevelopment area, and/or will stimulate infill/MRA development, and/or will support community revitalization, and is consistent with the City's 5-Year Goals/1-Year Objectives.
- Supports correction of a deficient park, trail, recreation, or open space facility anywhere in the City.
- Promotes/supports recreational opportunities for young people, and is consistent with program strategies developed for the 5-Year Goals/1-Year Objectives.
- Supports bicycle transportation and/or improves the quality of the pedestrian experience.
- Supports development that is not contiguous with the existing City.

**Lowest**

**Parks & Recreation Services**  
**(Recreation, Open Space, Park Management, Balloon Fiesta Park)**

**Range****Criteria****Weight****Economic Development / Community Revitalization****15%****Highest**

- Helps to create jobs or to promote economic opportunity, or helps local business, especially within an Activity Center and/or Metropolitan Redevelopment Area, as defined in the adopted Comprehensive Plan, R-16-108 and Integrated Development Ordinance O-21-60.
- Supports the rehabilitation of infrastructure and/or facilities located within designated centers & corridors, as defined in the adopted Comprehensive Plan, R-16-108 and Integrated Development Ordinance O-21-60.
- Supports job creation in areas of the City annexed between 1980 and the present in order to create a better balance of jobs and housing.
- Encourages neighborhood revitalization, or addresses disinvestment in blighted areas, or improves the tax base.
- Supports neighborhood-based economic development.
- Has little potential to promote economic development.

**Lowest****Implementation of Legal Mandates / Adopted Plans****10%****Highest**

- Is required by a legal mandate defined as a City Ordinance, Joint Powers Agreement, Court ruling, and/or Federal or State regulation.
- Completes an on-going or phased project and/or implements departmental facility plan.
- Implements a specific action identified in the 2017 Comprehensive Plan's Policy Implementation Action Matrix, or any other adopted plan.
- Supports and/or fulfills City's 5-Year Goals/1-Year Objectives and program strategies.
- Begins or implements a new project, not part of an adopted plan or the departmental facility plan, and/or does not help to fulfill the City's adopted Goals and Objectives.

**Lowest****Equity Criteria****10%****Highest**

- Project located in an area with a Social Vulnerability Index (SVI) >83-100
- Project located in an area with a Social Vulnerability Index (SVI) >66.5-83
- Project located in an area with a Social Vulnerability Index (SVI) >50-66.5
- Project located in an area with a Social Vulnerability Index (SVI) >33-50
- Project located in an area with a Social Vulnerability Index (SVI) >16.9-33
- Project located in an area with a Social Vulnerability Index (SVI) >0-16.9

**Lowest**

**Public Safety: ABQ Community Safety, AFR, and APD**

Range	Criteria	Weight
<b>Rehabilitation, and/or Protection of Existing Assets or Areas of the City</b>		<b>25%</b>
<b>Highest</b>		
<ul style="list-style-type: none"> <li>• Supports the rehabilitation of infrastructure and/or facilities located within designated centers &amp; corridors, as defined in the adopted Comprehensive Plan, R-16-108 and Integrated Development Ordinance O-21-60.</li> <li>• Supports maintenance and/or rehabilitation of critical public safety systems and facilities primarily serving areas within the 1980 City boundaries, and is consistent with the City's 5- Year Goals/1-Year Objectives.</li> <li>• Replaces a critical facility or system, or component thereof that has failed or is near failure.</li> <li>• Supports/supplements an adequately functioning facility.</li> <li>• Supports facilities that are not contiguous with the existing City.</li> <li>• Initiates a new system or facility to deliver services not previously provided, unless a critical public safety purpose can be demonstrated.</li> </ul>		
<b>Lowest</b>		
<b>Operating Budget Impact</b>		<b>20%</b>
<b>Highest</b>		
<ul style="list-style-type: none"> <li>• Retrofits capital facility with energy efficient systems, or makes use of alternative energy sources.</li> <li>• Reduces the City's long term operations/maintenance costs.</li> <li>• Leverages non-City revenues.</li> <li>• Partners with non-City public or private sector organization in support of joint development.</li> <li>• Uses operating resources shared by multiple City departments or agencies, and/or is projected to have exceptionally efficient life-cycle costs.</li> <li>• Has no impact on general fund costs.</li> <li>• Increases the City's general fund costs, but uses some participating funds from other agencies or sources to diminish the cost impact, and <u>demonstrably</u> improves services to the public.</li> <li>• Increases the City's general fund costs.</li> </ul>		
<b>Lowest</b>		
<b>Enhancement and/or Deficiency Correction of Existing Assets or Areas of the City</b>		<b>20%</b>
<b>Highest</b>		
<ul style="list-style-type: none"> <li>• Eliminates or greatly reduces the number of life threatening incidents that may occur, if the proposed project were not implemented, and is consistent with the City's 5-Year Goals/1- Year Objectives.</li> <li>• Supports development within an activity center and/or corridor, especially those within MRA or other redeveloping area.</li> <li>• Significantly improves public safety [e.g. <i>essential police or fire facilities/systems</i>] or improvements will facilitate gang intervention and enhance activities for young people.</li> <li>• Supports correction of deficient systems/facilities anywhere in the City.</li> <li>• Responds to a public safety issue [e.g. <i>graffiti eradication, traffic safety concern</i>].</li> <li>• Moderately improves citizen safety.</li> <li>• Has no clear relationship to public safety.</li> </ul>		
<b>Lowest</b>		

**Public Safety: ABQ Community Safety, AFR, and APD**

Range	Criteria	Weight
<b>Economic Development / Community Revitalization</b>		<b>15%</b>
<b>Highest</b>		
<ul style="list-style-type: none"> <li>• Helps to create jobs or to promote economic opportunity, or helps local business, especially within an Activity Center and/or Metropolitan Redevelopment Area, as defined in the adopted Comprehensive Plan, R-16-108 and Integrated Development Ordinance O-21-60.</li> <li>• Supports the rehabilitation of infrastructure and/or facilities located within designated centers &amp; corridors, as defined in the adopted Comprehensive Plan, R-16-108 and Integrated Development Ordinance O-21-60.</li> <li>• Supports job creation in areas of the City annexed between 1980 and the present, in order to create a better balance of jobs and housing.</li> <li>• Encourages neighborhood revitalization, or addresses disinvestment in blighted areas, or improves the tax base.</li> <li>• Supports neighborhood-based economic development.</li> <li>• Has little potential to promote economic development.</li> </ul>		
<b>Lowest</b>		
<b>Implementation of Legal Mandates / Adopted Plans</b>		<b>10%</b>
<b>Highest</b>		
<ul style="list-style-type: none"> <li>• Is required by a legal mandate defined as a City Ordinance, Joint Powers Agreement, Court ruling, and/or Federal or State regulation.</li> <li>• Implements departmental facility plan and/or completes an on-going phased project.</li> <li>• Implements a specific action identified in the 2017 Comprehensive Plan's Policy Implementation Action Matrix, or any other adopted plan.</li> <li>• Supports and/or fulfills City's 5-Year Goals/1-Year Objectives and program strategies.</li> <li>• Begins or implements a new project, not part of an adopted plan or the departmental facility plan, and/or does not help to fulfill the City's adopted Goals and Objectives.</li> </ul>		
<b>Lowest</b>		
<b>Equity Criteria</b>		<b>10%</b>
<b>Highest</b>		
<ul style="list-style-type: none"> <li>• Project located in an area with a Social Vulnerability Index (SVI) &gt;83-100</li> <li>• Project located in an area with a Social Vulnerability Index (SVI) &gt;66.5-83</li> <li>• Project located in an area with a Social Vulnerability Index (SVI) &gt;50-66.5</li> <li>• Project located in an area with a Social Vulnerability Index (SVI) &gt;33-50</li> <li>• Project located in an area with a Social Vulnerability Index (SVI) &gt;16.9-33</li> <li>• Project located in an area with a Social Vulnerability Index (SVI) &gt;0-16.9</li> </ul>		
<b>Lowest</b>		

ABQ Ride / Transit Department		
Range	Criteria	Weight
<b>Rehabilitation, and/or Protection of Existing Assets or Areas of the City</b>		<b>25%</b>
<b>Highest</b>		
<ul style="list-style-type: none"> <li>• Supports the rehabilitation of infrastructure and/or facilities located within designated centers &amp; corridors, as defined in the adopted Comprehensive Plan, R-16-108 and Integrated Development Ordinance O-21-60.</li> <li>• Rehabilitates and/or maintains Transit vehicles, facilities or systems for use within the 1980 City boundaries, and is consistent with the City's 5-Year Goals/1-Year Objectives.</li> <li>• Replaces a critical facility or system, or component thereof that has failed or is near failure.</li> <li>• Supports/supplements an adequately functioning facility.</li> <li>• Supports facilities that are not contiguous with the existing City.</li> <li>• Initiates a new system or facility to deliver services not previously provided.</li> </ul>		
<b>Lowest</b>		
<b>Operating Budget Impact</b>		<b>20%</b>
<b>Highest</b>		
<ul style="list-style-type: none"> <li>• Retrofits capital facility with energy efficient systems, or makes use of alternative energy sources.</li> <li>• Reduces the City's long term operations/maintenance costs.</li> <li>• Leverages non-City revenues.</li> <li>• Partners with non-City public or private sector organization in support of joint development.</li> <li>• Uses operating resources shared by multiple City departments or agencies, and/or is projected to have exceptionally efficient life-cycle costs.</li> <li>• Has no impact on general fund costs.</li> <li>• Increases the City's general fund costs, but uses some participating funds from other agencies or sources to diminish the cost impact, and <u>demonstrably</u> improves service to the public.</li> <li>• Increases the City's general fund costs.</li> </ul>		
<b>Lowest</b>		
<b>Enhancement and/or Deficiency Correction of Existing Assets or Areas of the City</b>		<b>20%</b>
<b>Highest</b>		
<ul style="list-style-type: none"> <li>• Increases headways on critical, high density routes, and is consistent with the City's 5-Year Goals/1-Year Objectives.</li> <li>• Serves an infill area, and/or will stimulate infill development, and/or will support community revitalization.</li> <li>• Supports bicycle transportation.</li> <li>• Improves pedestrian mobility and/or the quality of the pedestrian experience.</li> <li>• Supports development that is not contiguous with the existing City.</li> </ul>		
<b>Lowest</b>		

ABQ Ride / Transit Department		
Range	Criteria	Weight
<b>Economic Development / Community Revitalization</b>		<b>15%</b>
<i>Highest</i>		
<ul style="list-style-type: none"> <li>Helps to create jobs or to promote economic opportunity, or helps local business, especially within an Activity Center and/or Metropolitan Redevelopment Area, as defined in the adopted Comprehensive Plan, R-16-108 and Integrated Development Ordinance O-21-60.</li> <li>Supports the rehabilitation of infrastructure and/or facilities located within designated centers &amp; corridors, as defined in the adopted Comprehensive Plan, R-16-108 and Integrated Development Ordinance O-21-60.</li> <li>Supports job creation in areas of the City annexed between 1980 and the present, in order to create a better balance of jobs and housing.</li> <li>Encourages neighborhood revitalization, or addresses disinvestment in blighted areas, or improves the tax base.</li> <li>Supports neighborhood-based economic development.</li> <li>Has little potential to promote economic development.</li> </ul>		
<i>Lowest</i>		
<b>Implementation of Legal Mandates / Adopted Plans</b>		<b>10%</b>
<i>Highest</i>		
<ul style="list-style-type: none"> <li>Is required by a legal mandate defined as a City Ordinance, Joint Powers Agreement, Court ruling, and/or Federal or State regulation.</li> <li>Implements departmental facility plan and/or completes an on-going phased project.</li> <li>Implements a specific action identified in the 2017 Comprehensive Plan's Policy Implementation Action Matrix, or any other adopted plan.</li> <li>Supports and/or fulfills City's 5-Year Goals/1-Year Objectives and program strategies.</li> <li>Begins or implements a new project, not part of an adopted plan or the departmental facility plan, and/or does not help to fulfill the City's adopted Goals and Objectives.</li> </ul>		
<i>Lowest</i>		
<b>Equity Criteria</b>		<b>10%</b>
<i>Highest</i>		
<ul style="list-style-type: none"> <li>Project located in an area with a Social Vulnerability Index (SVI) &gt;83-100</li> <li>Project located in an area with a Social Vulnerability Index (SVI) &gt;66.5-83</li> <li>Project located in an area with a Social Vulnerability Index (SVI) &gt;50-66.5</li> <li>Project located in an area with a Social Vulnerability Index (SVI) &gt;33-50</li> <li>Project located in an area with a Social Vulnerability Index (SVI) &gt;16.9-33</li> <li>Project located in an area with a Social Vulnerability Index (SVI) &gt;0-16.9</li> </ul>		
<i>Lowest</i>		

## Community Facilities

(Animal Welfare, City Clerk; Arts & Culture; DMD/Facilities; Economic Dev.; Environmental Health; Finance & Admin. Services; Family & Community Services; General services; Planning; Senior Affairs; and Technology & Innovation Services)

Range

Criteria

Weight

### Rehabilitation, and/or Protection of Existing Assets or Areas of the City

25%

#### Highest

- Supports the rehabilitation of infrastructure and/or facilities located within designated centers & corridors, as defined in the adopted Comprehensive Plan, R-16-108 and Integrated Development Ordinance O-21-60. [*This criteria is not applicable to existing cultural facilities.*]
- Supports maintenance and/or rehabilitation of community facilities and is consistent with the City's 5-Year Goals/1-Year Objectives.
- Replaces a critical facility or system, or component thereof, that has failed or is near failure.
- Supports/supplements an adequately functioning facility.
- Supports facilities that are not contiguous with the existing City.
- Initiates a new community facility to deliver services not previously provided.

#### Lowest

### Operating Budget Impact

20%

#### Highest

- Retrofits capital facility with energy efficient systems, or makes use of alternative energy sources.
- Reduces the City's long term operations/maintenance costs.
- Leverages non-City revenues.
- Partners with non-City public or private sector organization in support of joint development.
- Uses operating resources shared by multiple City departments or agencies, and/or is projected to have exceptionally efficient life-cycle costs.
- Has no impact on general fund costs.
- Increases the City's general fund costs, but uses some participating funds from other agencies or sources to diminish the cost impact, and demonstrably improves services to the public.
- Increases the City's general fund costs.

#### Lowest

### Enhancement and/or Deficiency Correction of Existing Assets or Areas of the City

20%

#### Highest

- Supports the rehabilitation of infrastructure and/or facilities located within designated centers & corridors, as defined in the adopted Comprehensive Plan, R-16-108 and Integrated Development Ordinance O-21-60.
- A new or existing community/cultural facility that serves an infill area, and/or will stimulate infill development, and/or will support community revitalization.
- Supports correction of a deficient system or facility anywhere in the City.
- Promotes/supports educational, recreational or social opportunities for City residents, especially young people, seniors and/or the handicapped, and is consistent with the City's 5-Year Goals/1-Year Objectives.
- Is a definitive action to protect physical/natural environment, or conserve energy, or measurably increases employee productivity [*e.g. air quality control efforts, energy improvements in City owned building, or major long term computer systems enhancement.*]
- Improves social/cultural environment, or encourages citizen involvement in community revitalization, or promotes tourism.
- Supports or initiates a new project that is not contiguous with the existing City.

#### Lowest



## Community Facilities

(Animal Welfare, City Clerk; Arts & Culture; DMD/Facilities; Economic Dev.; Environmental Health; Finance & Admin. Services; Family & Community Services; General Services; Planning; Senior Affairs; and Technology & Innovation Services)

Range

Criteria

Weight

### Economic Development / Community Revitalization

15%

#### **Highest**

- Helps to create jobs or to promote economic opportunity, or helps local business, especially within an Activity Center and/or Metropolitan Redevelopment Area, as defined in the adopted Comprehensive Plan, R-16-108 and Integrated Development Ordinance O-21-60.
- Supports the rehabilitation of infrastructure and/or facilities located within designated centers & corridors, as defined in the adopted Comprehensive Plan, R-16-108 and Integrated Development Ordinance O-21-60.
- Supports job creation in areas of the City annexed between 1980 and the present in order to create a better balance of jobs and housing.
- Encourages neighborhood revitalization, or addresses disinvestment in blighted areas, or improves the tax base.
- Supports neighborhood-based economic development.
- Has little potential to promote economic development.

#### **Lowest**

### Implementation of Legal Mandates / Adopted Plans

10%

#### **Highest**

- Is required by a legal mandate defined as a City Ordinance, Joint Powers Agreement, Court ruling, and/or Federal or State regulation.
- Implements departmental facility plan and/or completes an on-going phased project.
- Implements a specific action identified in the 2017 Comprehensive Plan's Policy Implementation Action Matrix, or any other adopted plan.
- Supports and/or fulfills City's 5-Year Goals/1-Year Objectives and program strategies.
- Begins or implements a new project, not part of an adopted plan or the departmental facility plan, and/or does not help to fulfill the City's adopted Goals and Objectives.

#### **Lowest**

### Equity Criteria

10%

#### **Highest**

- Project located in an area with a Social Vulnerability Index (SVI) >83-100
- Project located in an area with a Social Vulnerability Index (SVI) >66.5-83
- Project located in an area with a Social Vulnerability Index (SVI) >50-66.5
- Project located in an area with a Social Vulnerability Index (SVI) >33-50
- Project located in an area with a Social Vulnerability Index (SVI) >16.9-33
- Project located in an area with a Social Vulnerability Index (SVI) >0-16.9

#### **Lowest**