



[+Bracketed/Underscored Material+] - New  
 [-Bracketed/Strikethrough Material-] - Deletion

|    |   |                       |             |
|----|---|-----------------------|-------------|
| 1  | Tourism, Outreach to Promote  |                       |             |
| 2  | Economic Development  | Project Interest      | 47,852      |
| 3  | Bike & Walking Trail Repair   | Project Interest      | 13,297      |
| 4  | Health & Social Services Center   |                       |             |
| 5  | Enhancements  | Project Interest      | 8,935       |
| 6  | Candelaria Community Center   | Project Interest      | 20,943      |
| 7  | Martineztown Multi-Gen Center   | Project Interest      | 143,948     |
| 8  | Food Insecurity   | Project Interest      | 4,125       |
| 9  | Youth Shelter   | Project Interest      | 166,277     |
| 10 | Gibson Health Hub Infrastructure  | Project Interest      | 294,208     |
| 11 | Isotopes Park MLB Improvements  | Project Interest      | 14,640      |
| 12 | APD Academy Remodel   | Project Interest      | 19,513      |
| 13 | 22 NM GRT   | GRT Interest          | (1,795,915) |
| 14 | Albuquerque Rail Trails   | GRT Interest          | 1,500,000   |
| 15 | APD Main Police Station   | GRT Interest          | 270,915     |
| 16 | Shooting Range Park   | GRT Interest          | 25,000      |
| 17 | <u>DMD/Storm</u>  |                       |             |
| 18 | MS4 Storm Water Implementation  | Contributions         | 31,888      |
| 19 | <u>DMD/Streets</u>  |                       |             |
| 20 | Streets   | GO Interest           | (144,635)   |
| 21 | West I-40 Diversion Channel   | GO Interest           | 12,936      |
| 22 | Rainbow Blvd Imp  | GO Interest           | 6,699       |
| 23 | Reconstruct Major Streets and   |                       |             |
| 24 | Intersections   | GO Interest           | 125,000     |
| 25 | Advance Right of Way  | Miscellaneous Revenue | 10,308      |
| 26 | Tijeras Bridge  | 17 GO                 |             |
| 27 | The scope is expanded to include plan, design, acquire rights-of-way, construct,    |                       |             |
| 28 | maintain, purchase equipment, and otherwise improve intersections and arterial      |                       |             |
| 29 | roadways throughout the city including but not limited to lighting and landscaping. |                       |             |
| 30 | Second Street   | 19 GO                 |             |
| 31 | The scope is expanded to include plan, design, acquire rights-of-way, construct,    |                       |             |
| 32 | maintain, purchase equipment, and otherwise improve intersections and arterial      |                       |             |
| 33 | roadways throughout the city including but not limited to lighting and landscaping. |                       |             |

[+Bracketed/Underscored Material+] - New  
 [-Bracketed/Strikethrough Material-] - Deletion

|    |  |                          |           |
|----|--|--------------------------|-----------|
| 1  | Louisiana Mid-Block Crossings  | FY25 NMDOT               | 2,600,000 |
| 2  | The project description attached hereto may only be amended as provided by Section |                          |           |
| 3  | 2-12-4-ROA, 1994.  |                          |           |
| 4  | AMPA Wide Bike Facilities  | FY23 NMDOT               | 200,000   |
| 5  |  | Transfer from 305        | 34,082    |
| 6  | The project description attached hereto may only be amended as provided by Section |                          |           |
| 7  | 2-12-4-ROA, 1994.  |                          |           |
| 8  | Montano/Montgomery ASTPM   | NMDOT                    | 1,500,000 |
| 9  |  | Transfer from 305        | 255,618   |
| 10 | The project description attached hereto may only be amended as provided by Section |                          |           |
| 11 | 2-12-4-ROA, 1994.  |                          |           |
| 12 | <u>DMD/Streets/Transportation Tax</u>  |                          |           |
| 13 | Trails and Bikeways  | Contribution from ABWUA  | 100,000   |
| 14 | <u>General Services</u>  |                          |           |
| 15 | 3% Energy Conservation   | Miscellaneous Revenue    | 14,386    |
| 16 | Electric Vehicle Charging  | Miscellaneous Revenue    | 5,000     |
| 17 | <u>Health, Housing &amp; Homelessness</u>  |                          |           |
| 18 | Senior, Family, Community Center   |                          |           |
| 19 | and Community Enhancement  | GO Interest              | (700,000) |
| 20 | Reno, Repair, Security, IT Improvements  |                          |           |
| 21 |  | GO Interest              | 700,000   |
| 22 | Affordable Housing   | GO Interest              | (338,000) |
| 23 | Affordable Housing   | GO Interest              | 338,000   |
| 24 | <u>Legal</u>   |                          |           |
| 25 | Comcast Fund   | Project Interest         | (42,998)  |
| 26 | Comcast Capital  | Project Interest         | 42,998    |
| 27 | Comcast Capital  | Franchise Revenue        | 87,646    |
| 28 | <u>Metropolitan Redevelopment</u>  |                          |           |
| 29 | Property Management  | Rental of City Property  | 30,834    |
| 30 | East Downtown  | Rental of City Property  | 132,346   |
| 31 | Brownfield   | Interest                 | 8,816     |
| 32 | <u>Parks and Recreation</u>  |                          |           |
| 33 | Multi-Use Soccer Facility  | 19 Lodger's Tax Rev Bond | 2,839,805 |

1 The scope is amended to plan, design, construct, furnish and equip Balloon Fiesta  
 2 Park, including but not limited to, utilities, restrooms, sitework, public safety, and  
 3 technology.

4 Crestview Bluff 19 GO 237,484

5 The scope is amended to plan, design, construct, furnish, conduct park  
 6 improvements and development in the South Coors area and including but not limited  
 7 to a bicycle repair facility in SW Albuquerque.

8 Park Amenity & Forestry Contribution 30,531

9 Rental of City Property 4,300

10 Senior Affairs

11 Ouray Boulevard 22 NMGRT (500,000)

12 NW Multi Gen Center 22 NMGRT 500,000

13 To acquire land for and to plan, design, and construct a multigenerational center  
 14 in the northwest area in Albuquerque.

15 Senior, Family, Community Center

16 and Community Enhancement GO Interest (500,000)

17 North Domingo Baca Multi

18 Generational Center GO Interest 500,000

19 SW Respite Care Center Transfer from 110 164,366

20 The scope is amended to plan, design, construct, furnish a bicycle repair facility in  
 21 SW Albuquerque.

22 Senior Affairs Reno/ Rehab ADA 19 GO

23 The scope is amended to read Acquire land, plan, design, and construct facilities;  
 24 rehabilitate and purchase equipment, furniture, vehicles, software, and hardware for  
 25 senior centers, multigenerational centers, fitness centers, and other senior program  
 26 facilities. The objective is to improve, maintain, and enhance city facilities related to  
 27 senior programs and services, thereby extending their useful life.

28 Senior Affairs Facilities Reno 21 GO

29 The scope is amended to read Acquire land, plan, design, and construct facilities;  
 30 rehabilitate and purchase equipment, furniture, vehicles, software, and hardware for  
 31 senior centers, multigenerational centers, fitness centers, and other senior program  
 32 facilities. The objective is to improve, maintain, and enhance city facilities related to  
 33 senior programs and services, thereby extending their useful life.

[+Bracketed/Underscored Material+] - New  
 [-Bracketed/Strikethrough Material-] - Deletion

1 Senior Affairs Reno/Rehab 23 GO  
 2 The scope is amended to read Acquire land, plan, design, and construct facilities;  
 3 rehabilitate and purchase equipment, furniture, vehicles, software, and hardware for  
 4 senior centers, multigenerational centers, fitness centers, and other senior program  
 5 facilities. The objective is to improve, maintain, and enhance city facilities related to  
 6 senior programs and services, thereby extending their useful life.

7 Solid Waste

|   |                  |          |           |
|---|------------------|----------|-----------|
| 8 | Solid Waste      | Interest | (692,949) |
| 9 | Refuse Equipment | Interest | 692,949   |

10 Transit

|    |                  |             |           |
|----|------------------|-------------|-----------|
| 11 | Transit          | GO Interest | (200,000) |
| 12 | Transit Vehicles | GO Interest | 200,000   |

13 To purchase, extend, repair, replace, uplift, and improve the city's Transit  
 14 vehicles.

15 Transit - Fund 665

|    |                                  |            |         |
|----|----------------------------------|------------|---------|
| 16 | Vehicles & Equip 5307            | City Match | 448,324 |
| 17 | Vehicles & Equip 5339            | City Match | 61,180  |
| 18 | Transit Tech Upgrade 5307        | City Match | 20,000  |
| 19 | Transit Enhancement 5307         | City Match | 4,850   |
| 20 | Park & Ride Fac Development 5307 | City Match | 50,000  |
| 21 | Transit Facility Rehab           | City Match | 100,000 |
| 22 | Bus Wash Facility Rehab          | City Match | 58,055  |

23 Section 2. That the following Impact Fee revenues and interest are hereby  
 24 appropriated.

|    |                     |  |               |
|----|---------------------|--|---------------|
| 25 | <u>Project Name</u> |  | <u>Amount</u> |
|----|---------------------|--|---------------|

26 Parks, Recreation, Trails and Open Space Facilities

|    |                 |                    |          |
|----|-----------------|--------------------|----------|
| 27 | Parks Northeast | Impact Fee Revenue | 4,407    |
| 28 |                 | Interest           | (1,623)  |
| 29 | Parks Southeast | Impact Fee Revenue | 13,319   |
| 30 |                 | Interest           | (264)    |
| 31 | Parks Northwest | Impact Fee Revenue | (12,364) |
| 32 |                 | Interest           | 2,998    |

[+Bracketed/Underscored Material+] - New  
 [-Bracketed/Strikethrough Material-] - Deletion

[+Bracketed/Underscored Material+] - New  
 [-Bracketed/Strikethrough Material-] - Deletion


|    |  |                    |                |
|----|--|--------------------|----------------|
| 1  | Parks Southwest  | Impact Fee Revenue | (37,903)       |
| 2  |  | Interest           | 521            |
| 3  | Trails   | Impact Fee Revenue | 33,344         |
| 4  |  | Interest           | 1,509          |
| 5  | Open Space   | Impact Fee Revenue | (39,235)       |
| 6  |  | Interest           | <u>125,485</u> |
| 7  | Sub-total Parks, Recreation, Trails and Open Space Facilities                          |                    | 90,914         |
| 8  | <u>Public Safety Facilities</u>  |                    |                |
| 9  | Fire Citywide  | Impact Fee Revenue | (17,730)       |
| 10 |  | Interest           | 1,635          |
| 11 | Police Citywide  | Impact Fee Revenue | (31,877)       |
| 12 |  | Interest           | <u>1,156</u>   |
| 13 | Sub-total Public Safety Facilities   |                    | (46,817)       |
| 14 | <u>Roadway Facilities</u>  |                    |                |
| 15 | Roads Citywide   | Impact Fee Revenue | (135,273)      |
| 16 |  | Interest           | <u>121,564</u> |
| 17 | Sub-total Roadway Facilities   |                    | (13,709)       |
| 18 | <u>Drainage Facilities</u>   |                    |                |
| 19 | Southwest  | Impact Fee Revenue | 18,099         |
| 20 |  | Interest           | 1,032          |
| 21 | Tijeras  | Impact Fee Revenue | 4,274          |
| 22 |  | Interest           | 253            |
| 23 | Far Northeast  | Impact Fee Revenue | 39,454         |
| 24 |  | Interest           | 673            |
| 25 | Northwest  | Impact Fee Revenue | 64,782         |
| 26 |  | Interest           | <u>1,634</u>   |
| 27 | Sub-total Drainage Facilities  |                    | 130,200        |
| 28 | Impact Fee Administration  | Interest           | <u>310,000</u> |
| 29 | Total Impact Fee and Interest  |                    | <u>469,689</u> |
| 30 | Section 3. That the following State of New Mexico grant projects approved by the State |                    |                |
| 31 | Legislature are hereby authorized.   |                    |                |
| 32 | <u>Project Title</u>   |                    | <u>Amount</u>  |
| 33 | Art Dance Mentoring Center   |                    | 326,700        |

|    |  |                              |         |
|----|--|------------------------------|---------|
| 1  | South Railyards Economic Impact Study      |                              | 100,000 |
| 2  | Public Campaign Performing Arts (Fund 265) |                              | 200,000 |
| 3  | Violence Intervention Program (Fund 265)   |                              | 160,000 |
| 4  | Fire Station 12 (Fund 265)                 |                              | 300,000 |
| 5  | Route 66 Staff Costs (Fund 265)            |                              | 160,000 |
| 6  | Education Outreach Programs (Fund 265)     |                              | 160,000 |
| 7  | Transit Facility Rehab                     | FTA Grant                    | 820,903 |
| 8  |  | City Match                   | 205,225 |
| 9  | Eastern Alvarado                           | NM Dept of Homeland Security | 604,365 |
| 10 |  | City Match                   | 201,455 |

11 Section 4. That in the event these grants and/or contributions are received, upon  
12 execution of an agreement between the parties, the amounts indicated above will be  
13 appropriated in their respective fund, with the provision that the amounts will be  
14 adjusted to reflect actual Federal, State, and/or private contribution participation and  
15 authorizing the CAO to enter into agreements with non-profits for the expenditure of  
16 any State Grant.

17  
18  
19  
20  
21  
22  
23  
24  
25  
26  
27  
28  
29  
30  
31  
32  
33

[+Bracketed/Underscored Material+] - New  
[-Bracketed/Strikethrough Material-] - Deletion




Mayor Timothy M. Keller

**CITY OF ALBUQUERQUE**  
**Albuquerque, New Mexico**  
**Office of the Mayor**

**INTER-OFFICE MEMORANDUM**

December 18, 2024

**TO:** Dan Lewis, President, City Council

**FROM:** Timothy M. Keller, Mayor 

**SUBJECT:** Semi-annual Amendments to the Capital Implementation Program –  
Fall 2024

The attached resolution provides for the semi-annual amendments to the adopted Capital Implementation Program for Fall 2024. The amendments include appropriations from various revenue sources; reprogrammed funds within existing projects; and appropriations of interest.

The proposed appropriations total approximately \$15.7 million. This revenue consists of \$6.9 million in State and Federal grants; \$6.4 million of interest to projects, \$1.9 million in project transfers; and \$350 thousand in miscellaneous revenue and contribution in aid.


Appropriations requested include contributions in aid of construction and miscellaneous revenue that has been received and will be used for various projects. Impact Fee revenue will also be appropriated for parks & recreation; trails and open space; public safety; roadways; and drainage facilities.

This Resolution is forwarded for your consideration and action. Staff will be available to address any questions you may have


Page 2 of 2  
December 13, 2024

**SUBJECT:** Semi-annual Amendments to the Capital Implementation Program –  
Fall 2024.


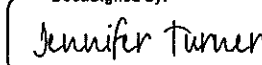
**Approved:**

  
\_\_\_\_\_  
Samantha Sengel, EdD      Date  
Chief Administrative Officer      12/30/24

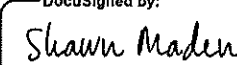
**Approved as to Legal Form:**

DocuSigned by:  
  
\_\_\_\_\_  
Lauren Keefe      12/20/2024 | 5:37 PM MST  
City Attorney      Date

**Recommended:**

  
DocuSigned by:  
  
\_\_\_\_\_  
Jennifer Turner      12/20/2024 | 9:38 AM MST  
Director, DMD      Date

**Recommended:**

DocuSigned by:  
  
\_\_\_\_\_  
Shawn Maden      12/20/2024 | 9:06 AM MS  
CIP Official      Date




# City of Albuquerque

## Mayor's Office

Timothy M. Keller, Mayor

### Inter-Office Memorandum

December 24, 2024

**To:** Timothy M. Keller, Mayor  
**From:** Dr. Samantha Sengel, Chief Administrative Officer   
**Subject:** Signature Authority

I will be out of the office starting Thursday, December 26, 2024 through Wednesday, January 1, 2025, returning to the office on Thursday January 2, 2025.

During this time, signature authority for the Office of the CAO will be as follows:

**Thursday 12/26/24 – Friday 12/27/24**

COO Patrick Montoya  
Office: 505-768-3000  
Email: [patrick@cabq.gov](mailto:patrick@cabq.gov)

**Saturday 12/28/24 – Wednesday 1/1/25**

CFO Kevin Sourisseau  
Office: 505-768-3000  
Email: [ksourisseau@cabq.gov](mailto:ksourisseau@cabq.gov)

CC/ Email distribution:  
Mayor Keller's Executive Team  
Department Directors

**Cover Analysis  
FALL 2024 CIP CLEAN UP RESOLUTION**

**1. What is it?**

The attached Resolution contains semi-annual amendments to the Capital Implementation Program – Fall 2024

**2. What will this piece of legislation do?**

The proposed appropriations total approximately \$15.7 million. This revenue consists of \$6.9 million in State and Federal grants; \$6.4 million of interest to projects, \$1.9 million in project transfers; and \$350 thousand in miscellaneous revenue and contribution in aid.

**3. Why is this project needed?**

The resolution provides for the semi-annual amendments to the adopted Capital Implementation Program for Fall 2024. The amendments include appropriations from various revenue sources; reprogramed funds within existing projects; and appropriations for new projects.

**4. How much will it cost and what is the funding source?**

A total of \$15.7 million is appropriated in this bill for CIP projects. Funding sources include existing, interest, contributions in aid of construction, miscellaneous revenue, Impact Fee revenue, etc.

**5. Is there a revenue source associated with this contract? If so, what level of income is projected?**

Not applicable

**6. What will happen if the project is not approved?**

Projects will not be completed.

**7. Is this service already provided by another entity?**

No

**OPERATING IMPACT ANALYSIS**  
**Fall 2024 CIP CLEAN-UP**

DMD

CIP: \$1,493,784 of interest from the transfers in 110 is being appropriated to the Downtown Corridor project, the COVID Health & Safety Retrofit project, the Pino City Renovations & Energy Upgrades project, the Tourism Placemaking & Beautification project, the Tourism Outreach to Promote Economic Development Project, the Bike & Walking Trail Repair project, the Health & Social Services Center Enhancements project, the Candelaria Community Center project, the Martineztown Multi-Gen project, the Food Insecurity project, the Youth Shelter project, the Gibson Health Hub Infrastructure project, the Isotopes Park MLB Improvement project, and the APD Academy Remodel project. The interest has been accumulating in these projects and requires to be cleaned up to close or supplement existing funding. No fiscal impact is anticipated.

\$1,795,915 of interest from the 22 GRT is being appropriated to the Albuquerque Rail Trails project, the APD Main Police Station project and the Shooting Range Park project. The appropriation will supplement existing funding and also close the projects. No fiscal impact is anticipated.

Storm: \$31,888 of contributions is being appropriated to the MS4 Storm Water Implementation project. The appropriation will supplement existing funding for the project. No fiscal impact is anticipated.

Transportation: \$154,943 of interest and miscellaneous revenue will be appropriated to various projects including the West I-40 Diversion Channel project, the Rainbow Boulevard project, the Reconstruction Major Streets and Intersections project, and the Advance Right of Way project. These funds will supplement existing funds to close out old projects. No fiscal impact is anticipated from this appropriation.

\$4,300,000 of federal and state grants with \$289,700 of project transfers will be appropriated to various projects including the Louisiana Mid-Block Crossing project, the AMPA Wide Bike Facilities project and Montano/Montgomery ASTPM project. No fiscal impact is anticipated from these appropriations.

The scope of the Tijeras Bridge project and the second street project is being changed to include plan, design, acquire rights-of-way, construct, maintain, purchase equipment, and otherwise improve intersections and arterial roadways throughout the city including but not limited to lighting and landscaping.

Transportation Infrastructure Tax: \$100,000 is being appropriated from ABWUA as a contribution in aid. fiscal impact is anticipated from these appropriations.

General Services

Energy: \$19,386 of miscellaneous revenue will be appropriated to the 3% Energy Conservation project and the Electric Vehicle Charging project. No fiscal impact is anticipated.

Health Housing Homelessness

\$700,000 on interest will be appropriated to the Reno, Repair, Security IT improvement project and will supplement existing funding.

Affordable Housing: \$338,000 of interest is being appropriated to the Affordable Housing project and will supplement existing funding. No fiscal impact is anticipated from this appropriation.

Legal

Interest in the amount of \$42,998 and franchise revenue in the amount of \$87,646 is being appropriated to the Comcast Capital project as required by F/S O-132-25-2002. These funds are to be used for capital improvements and purchases. No fiscal impact is anticipated from this appropriation.

**OPERATING IMPACT ANALYSIS**  
**Fall 2024 CIP CLEAN-UP**  
**-Continued-**

Metropolitan Redevelopment

\$171,996 of Rental of City Property and interest will be appropriated to the Property Management project, the East Downtown project and the Brownfields project. No fiscal impact is anticipated from these items.

Parks and Recreation

\$34,831 of contribution and miscellaneous revenue will be appropriated to the Park Amenity & Forestry Rehab project. No fiscal impact is anticipated from these appropriations.

The scope of Multi-Use Soccer Facility project and the Crestview Bluff project is being broaden so that the projects can be used to supplement existing projects.

Senior Affairs

\$500,000 from a project transfer of 22 NMGRT will be appropriated to the NW Multi Generation Center project. \$500,000 of GO Bond interest will be appropriated to the North Domingo Baca Multi Generation Center project to supplement funding for AC units. No fiscal impact is anticipated.

The scopes of the 19, 21 and 23 GO Bonds for the Senior Affairs Reno Rehab projects is being scope is amended to read; Acquire land, plan, design, and construct facilities; rehabilitate and purchase equipment, furniture, vehicles, software, and hardware for senior centers, multigenerational centers, fitness centers, and other senior program facilities. The objective is to improve, maintain, and enhance city facilities related to senior programs and services, thereby extending their useful life. No fiscal impact is anticipated.

The scope of the SW Respite Care Center project is amended to plan, design, construct, furnish a bicycle repair facility in SW Albuquerque. No fiscal impact is anticipated.

Solid Waste

\$692,949 of interest is being appropriated to the Refuse Facility project to supplement existing funding. No fiscal impact is anticipated.

Transit

\$200,000 of interest is being appropriated to the Transit Vehicles project. \$742,409 of City Match is being appropriated to various grants. No fiscal impact is anticipated.

Impact Fee Program

Impact Fee Revenue and interest in the amount of \$\$566,572 will be appropriated to the various service areas as identified in the Impact Fee ordinance. No fiscal impact is anticipated by these appropriations.

Legislative Grants

\$2,651,968 of state funds will be appropriated. No significant fiscal impact is anticipated.

**FALL 2024 CLEAN-UP/FISCAL IMPACT**

| FUND                | DEPARTMENT/PURPOSE                       | EXISTING REVENUE: | NEW REVENUE:   |                      |           |               |                 |         | TOTAL NEW REVENUE | TOTAL EXISTING & NEW REVENUE | INTEREST TO CONTINGENCY |            |
|---------------------|--|-------------------|----------------|----------------------|-----------|---------------|-----------------|---------|-------------------|------------------------------|-------------------------|------------|
|                     |  | PROJECT TRANSFERS | FUND TRANSFERS | INTEREST TO PROJECTS | GRANTS    | MISC. REVENUE | CONTRIB. IN AID |         |                   |                              |                         |            |
| 305                 | DMD/CIP                                  |                   |                | 3,289,699            |           |               |                 |         |                   | 3,289,699                    | 3,289,699               |            |
| 305                 | DMD/Storm                                |                   |                |                      |           |               |                 | 31,888  | i.                | 31,888                       | 31,888                  |            |
| 305                 | DMD/Streets                              | 289,700           |                | 144,635              | 4,300,000 | a.            | 10,308          | c.      |                   | 4,454,943                    | 4,744,643               |            |
| 341/342             | DMD/Streets - Transp. Infrastructure Tax |                   |                |                      |           |               |                 | 100,000 | j.                | 100,000                      | 100,000                 |            |
| 305                 | Health Housing Homelessness              |                   |                | 1,038,000            |           |               |                 |         |                   | 1,038,000                    | 1,038,000               |            |
| 305                 | GSD/Energy                               |                   |                |                      |           |               | 19,386          | d.      |                   | 19,386                       | 19,386                  |            |
| 305                 | Legal                                    |                   |                | 42,998               |           |               | 87,646          | e.      |                   | 130,644                      | 130,644                 |            |
| 275                 | Metropolitan Redevelopment               |                   |                | 8,816                |           |               | 163,180         | f.      |                   | 171,996                      | 171,996                 |            |
| 305                 | Parks & Recreation                       |                   |                |                      |           |               | 4,300           | g.      | 30,531            | 34,831                       | 34,831                  |            |
| 305                 | Senior Affairs                           | 500,000           |                | 500,000              |           |               |                 |         |                   | 500,000                      | 1,000,000               |            |
| 653                 | Solid Waste                              |                   |                | 692,949              |           |               |                 |         |                   | 692,949                      | 692,949                 |            |
| 305                 | Transit                                  |                   |                | 200,000              |           |               |                 |         |                   | 200,000                      | 200,000                 |            |
| 665                 | Transit                                  | 742,409           |                |                      |           |               |                 |         |                   | -                            | 742,409                 |            |
| 345                 | Impact Fee Program                       |                   |                | 566,572              |           |               | (96,703)        | h.      |                   | 469,869                      | 469,869                 |            |
| 305/265             | Legislative State Grants                 | 406,680           |                |                      | 2,651,968 | b.            |                 |         |                   | 2,651,968                    | 3,058,648               |            |
|                     | Total                                    | 1,938,789         |                | 6,483,669            | 6,951,968 |               | 188,117         |         | 162,419           | 13,786,173                   | 15,724,962              |            |
| <b>Fund Summary</b> |  |                   |                |                      |           |               |                 |         |                   |                              |                         |            |
| 275                 | EDA/Metropolitan Redevelopment           |                   |                | 8,816                |           |               | 163,180         |         |                   | 171,996                      | 171,996                 |            |
| 305                 | Capital Acquisition                      | 1,196,380         |                | 5,215,332            | 6,951,968 |               | 121,640         |         | 62,419            | 12,351,359                   | 13,547,739              |            |
| 341/342             | Transportation Tax                       |                   |                | 0                    |           |               |                 |         | 100,000           | 100,000                      | 100,000                 |            |
| 345                 | Impact Fees                              |                   |                | 566,572              |           |               | (96,703)        |         |                   | 469,869                      | 469,869                 |            |
| 653                 | Solid Waste                              |                   |                | 692,949              |           |               |                 |         |                   | 692,949                      | 692,949                 |            |
| 665                 | Transit                                  | 742,409           |                |                      |           |               |                 |         |                   |                              | 742,409                 |            |
|                     | Total                                    | 1,938,789         |                | 6,483,669            | 6,951,968 | 0             | 188,117         | 0       | 162,419           | 0                            | 13,786,173              | 15,724,962 |
| <b>Grand Total</b>  |  |                   |                |                      |           |               |                 |         |                   |                              | 15,724,962              |            |